

EMIS USER GUIDE

- 
- The background of the slide is a scenic view of the ancient city of Bagan in Myanmar. It features numerous golden stupas and pagodas rising from a lush green landscape. Several hot air balloons are visible in the sky, adding a sense of tranquility and adventure to the scene.
1. SEARCH BAR
 2. SOURCES – EDITOR'S CHOICE
 3. COUNTRY ANALYSIS
 4. INDUSTRY ANALYSIS
 5. COMPANY ANALYSIS
 6. DEALWATCH (M&A)

1. SEARCH BAR

I. FILTERS

II. BOOLEAN OPERATORS

III. TIPS

IV. EXAMPLE



I. SEARCH BAR: FILTERS

☐ Boolean Search:

- Incorporate Boolean operators (AND, OR, NEAR10...) into search strings
- **See slide 6 for a list of operators**

☐ Category "Shortcuts":

- Switch between News, Reports, Statistics, etc. to search within that category only

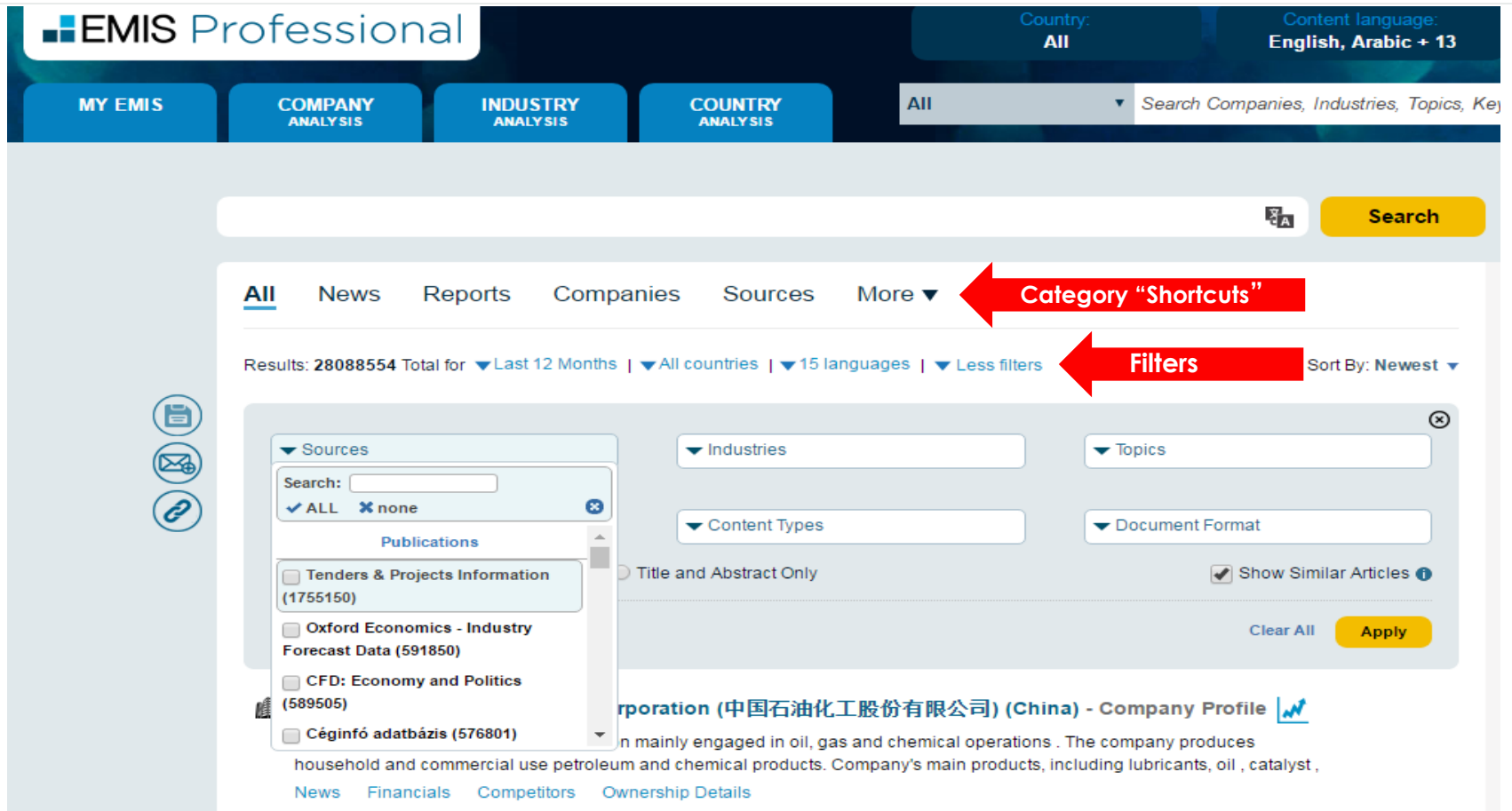
☐ Basic Filters:

- Date Range
- Country Selection
- Content Language

☐ More Filters:

- Sources, i.e. Publication Name
- Industries
- Topics, e.g. FDI, Political, EU, etc.
- Source Types, e.g. Brokerage Houses, Newspapers, etc.
- Content Types, e.g. News, Ratings, etc.
- Document Format

I. SEARCH BAR: FILTERS CONT.



The screenshot displays the EMIS Professional search interface. At the top, the EMIS Professional logo is on the left, and 'Country: All' and 'Content language: English, Arabic + 13' are on the right. Below this is a navigation bar with 'MY EMIS', 'COMPANY ANALYSIS', 'INDUSTRY ANALYSIS', and 'COUNTRY ANALYSIS'. A search bar with a dropdown menu set to 'All' and a 'Search' button is present. Below the search bar, a horizontal menu includes 'All', 'News', 'Reports', 'Companies', 'Sources', and 'More'. A red arrow labeled 'Category "Shortcuts"' points to the 'More' dropdown. Below this menu, the search results summary shows 'Results: 28088554 Total for' followed by filters: 'Last 12 Months', 'All countries', '15 languages', and 'Less filters'. A red arrow labeled 'Filters' points to the 'Less filters' link. The 'Sort By: Newest' dropdown is also visible. The main filter panel is open, showing sections for 'Sources' (with a search bar and 'ALL' selected), 'Publications' (listing 'Tenders & Projects Information (1755150)', 'Oxford Economics - Industry Forecast Data (591850)', 'CFD: Economy and Politics (589505)', and 'Céginfó adatbázis (576801)'), 'Industries', 'Topics', 'Content Types', and 'Document Format'. There are also checkboxes for 'Title and Abstract Only' and 'Show Similar Articles'. 'Clear All' and 'Apply' buttons are at the bottom of the filter panel. Below the filters, a company profile for 'Corporation (中国石油化工股份有限公司) (China)' is partially visible, including a description and links for 'News', 'Financials', 'Competitors', and 'Ownership Details'.

II. SEARCH BAR: BOOLEAN OPERATORS

EMIS SEARCH

2. Boolean Search Operators and Search Functionalities

Both within the search bar and in the "Refine Search" view in the results page, you are allowed to use Boolean operators. These are:

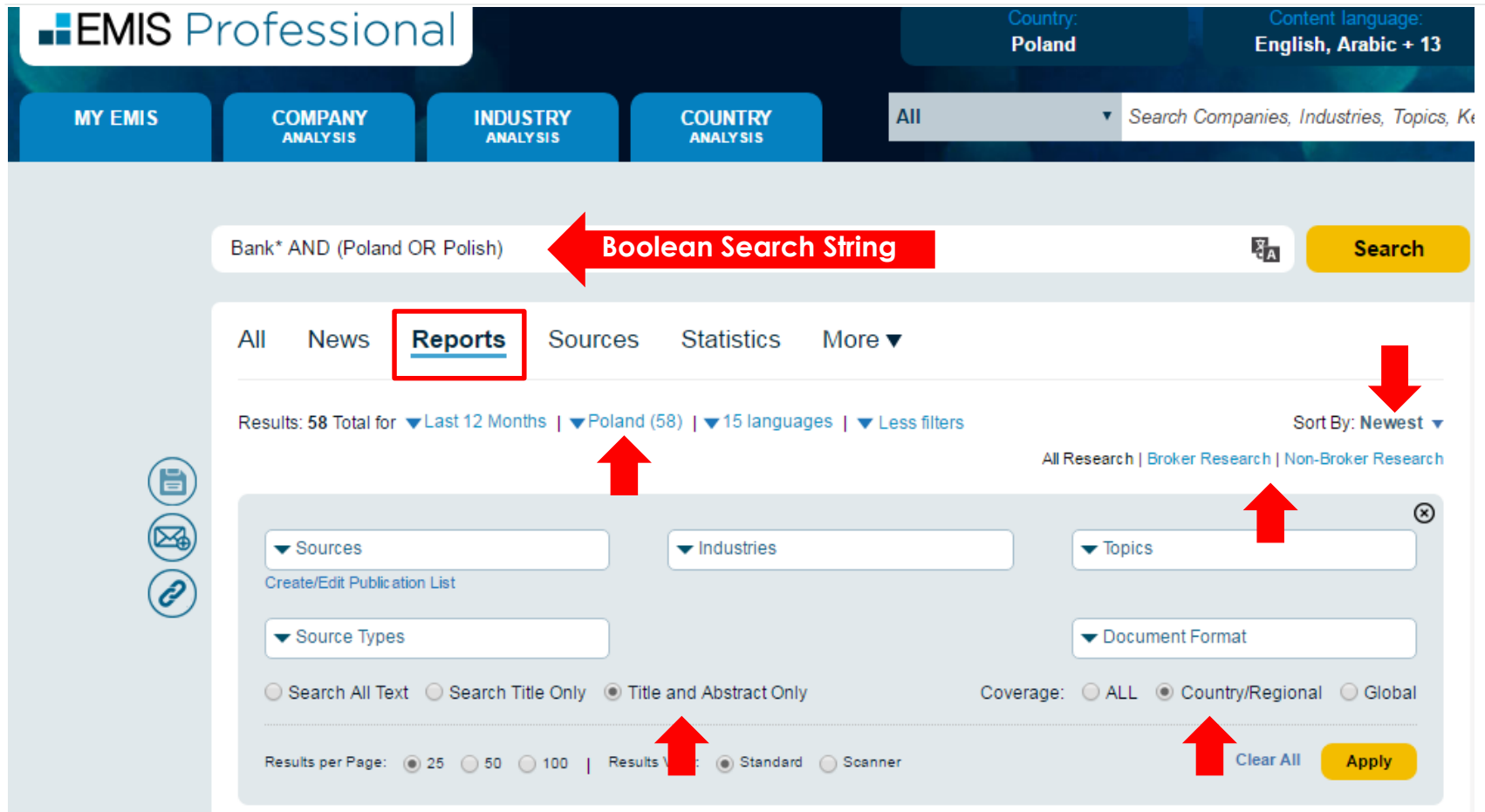
Operators	Examples
AND	Using AND means that you want all keywords with AND between them within the search results. So, if you search for telecom AND industry AND growth you will get hits containing all 3 words. Please note that AND is the default Boolean operator we use (except in Chinese language, where OR is the default), so if you do not add any other operators between keywords, we consider that you want to see all keywords in the results. If you type telecom industry for instance, it is equivalent to telecom AND industry .
OR	telecom OR industry This search will retrieve articles that contain either the word telecom or industry or both.
NOT	telecom NOT industry This search will retrieve articles that contain the word telecom , but not industry .
NEAR	Internet nearN banking (where N is an integer) This search will retrieve articles that contain Internet within N words (or less) of the keyword Banking . Note: The N is optional; if omitted, the number 10 is assumed. Values must be 1 or more.
Parentheses ()	Use parentheses () to separate search operators. Take for instance, a search such as the following: (PE OR "private equity") AND ITES This search will retrieve articles containing any of the words (phrases) in within the parentheses, and the word ITES .
*	bank* This will retrieve articles containing words derived from bank: bank, banks, banking, banker , etc. It can be used only at the end of words.
?	The ? operator will substitute for any character . Use ? to search for words which can be spelled in different ways. For example: if you search for organi?ation , the search will retrieve results containing either organisation or organization .
%, \$, £, ¥, €, +	These special characters are considered in search, so if you will search for \$100 , your search results will not contain words without "\$".
Stemming	When you are doing a single language search, we enable stemming. Stemming means that we find your keyword's root form and we will search for all keywords with the similar root. For example: If you search for manufacturing , you will get results with the following keywords: manufacturing, manufacture, manufacturer, manufacturers etc. If you want to turn off stemming, put your keywords into quotation marks. Stemming is by default turned off in the following languages: Turkish, Hungarian

Please note that if you use any Boolean items in search, those are always treated as Boolean operators and not as keywords unless you put them into quotation marks. E.g. if you search for **has not confirmed**, you will get results containing **has**, but not **confirmed**. If you search for **"has not confirmed"**, you will get articles containing the exact phrase **has not confirmed**.

III. SEARCH BAR: TIPS

- ❑ Use “Search Title Only” or “Search Title and Abstract Only” to ensure keywords bring out the most relevant results
- ❑ For reports:
 - Select “Country/Regional” reports to get **country specific** results. All countries are tagged to reports classified as “Global”
 - Switch between “Broker” and “Non-Broker Research”
- ❑ Sort by “Newest” content to receive the most recent results or by “page count” to receive the most comprehensive reports at the top
- ❑ See next slide for example

IV. SEARCH BAR: EXAMPLE – REPORTS ON BANKING IN POLAND



EMIS Professional Country: **Poland** Content language: **English, Arabic + 13**

MY EMIS COMPANY ANALYSIS INDUSTRY ANALYSIS COUNTRY ANALYSIS All Search Companies, Industries, Topics, Ke

Bank* AND (Poland OR Polish) **Boolean Search String** Search

All News **Reports** Sources Statistics More ▼

Results: 58 Total for ▼ Last 12 Months | ▼ Poland (58) | ▼ 15 languages | ▼ Less filters Sort By: **Newest** ▼

All Research | Broker Research | Non-Broker Research

▼ Sources ▼ Industries ▼ Topics

Create/Edit Publication List

▼ Source Types ▼ Document Format

☐ Search All Text ☐ Search Title Only ☒ Title and Abstract Only Coverage: ☐ ALL ☒ Country/Regional ☐ Global


Results per Page: ☒ 25 ☐ 50 ☐ 100 | Results View: ☒ Standard ☐ Scanner

2. SOURCES EDITOR'S CHOICE




I. SOURCES – EDITOR'S CHOICE

- ❑ Most popular/trusted source selection per country/region recommended by EMIS content team
- ❑ **Local and Global** sources available in 15 languages
- ❑ Can be sorted by:
 - **Content Type** – News, Reports, Data
 - **Category** – Company, Industry, Country
 - **Publication Name** – Alphabetical Order



The screenshot displays the EMIS Professional web application interface. At the top, the header includes the EMIS Professional logo, filters for 'Country: All' and 'Content language: English', and a user welcome message 'Welcome MIVANOVA' with a 'QUICK LINKS' dropdown. The main navigation bar features four tabs: 'Company Analysis', 'My EMIS' (highlighted in red), 'Country Analysis', and 'Sources'. The 'Sources' tab is active, showing a list of source categories: 'All Sources', 'Sources - Editor's Choice' (highlighted with a red rectangle), and 'Reports'. The 'Reports' section lists various report types like 'All Reports', 'Company Reports - Latest', 'Company Reports - Broker's', 'Industry Reports - Latest', 'Country Reports - Latest', 'EMIS Insight Reports', and 'EMIS DealWatch Reports'. On the right side, there is a 'LOGOUT' button and a section titled 'I WANT TO:' with a 'Select Your Task' dropdown menu. Below this, a message encourages users to explore tasks and discover how tools can help complete their work.

I. SOURCES – EDITOR'S CHOICE



EMIS Professional

Country: **Poland** Content language: **English, Polish**

MY EMIS COMPANY ANALYSIS INDUSTRY ANALYSIS COUNTRY ANALYSIS

All Search Companies, Industries, Topics

Sources - Editor's Choice

Selection of some of the best sources on EMIS for [Poland](#) | [2 languages](#) | [Select Industry](#)

Sort By: [Category](#)

COMPANY CONTENT TYPES PUBLICATION NAME

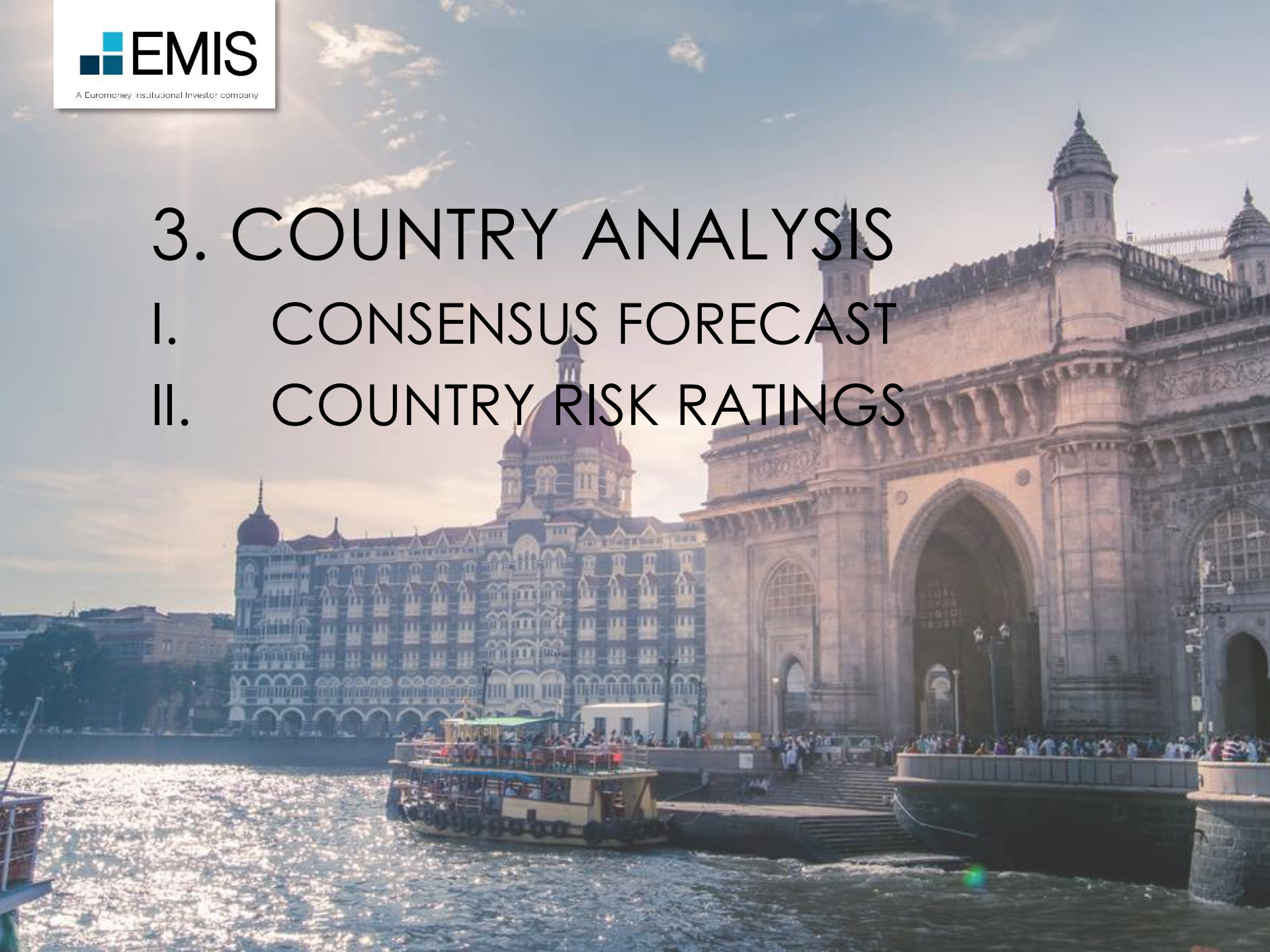
MarketLine	EUROMONITOR INTERNATIONAL	timetric	Progressive Digital Media
MarketLine Company Report... MarketLine Company Reports analyzes the strengths, weaknesses, opportunities, and threats facing the...	Euromonitor - Local Compa... The Local Company Profiles publication delivers analysis of the worlds largest companies in the cont...	Timetric - Company Profil... The publication delivers company profiles in English. The reports deliver detailed information for l...	PDM - Company Profiles The publication delivers detailed company profiles of companies from emerging countries, operating i...

Company News Sources Company Reports Sources Company Data Sources All Company Sources

3. COUNTRY ANALYSIS

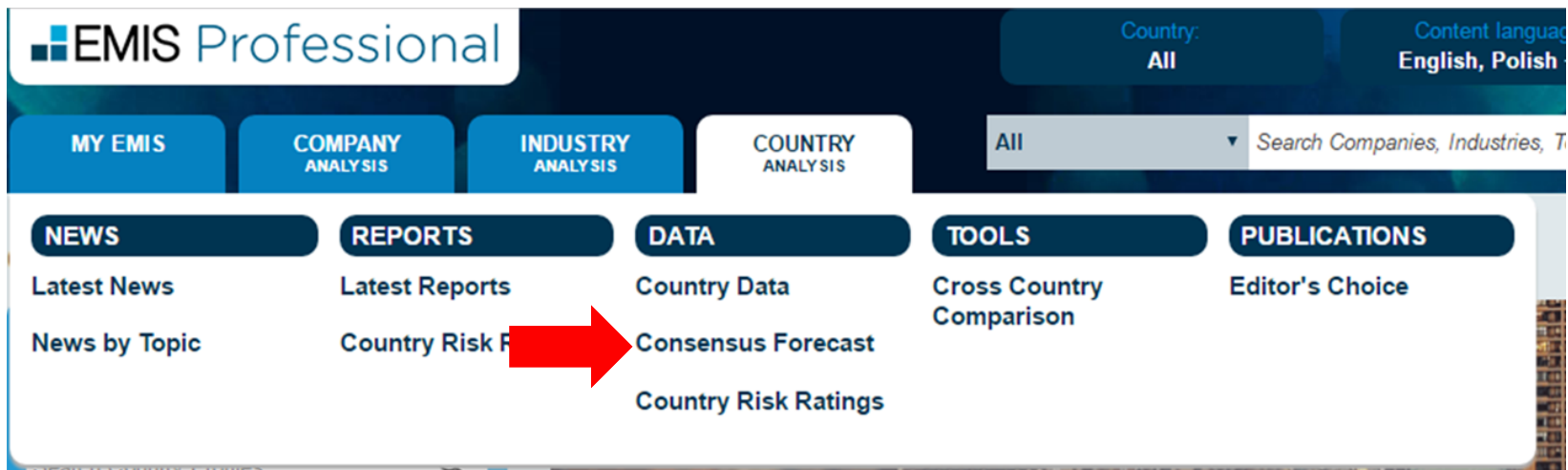
I. CONSENSUS FORECAST

II. COUNTRY RISK RATINGS

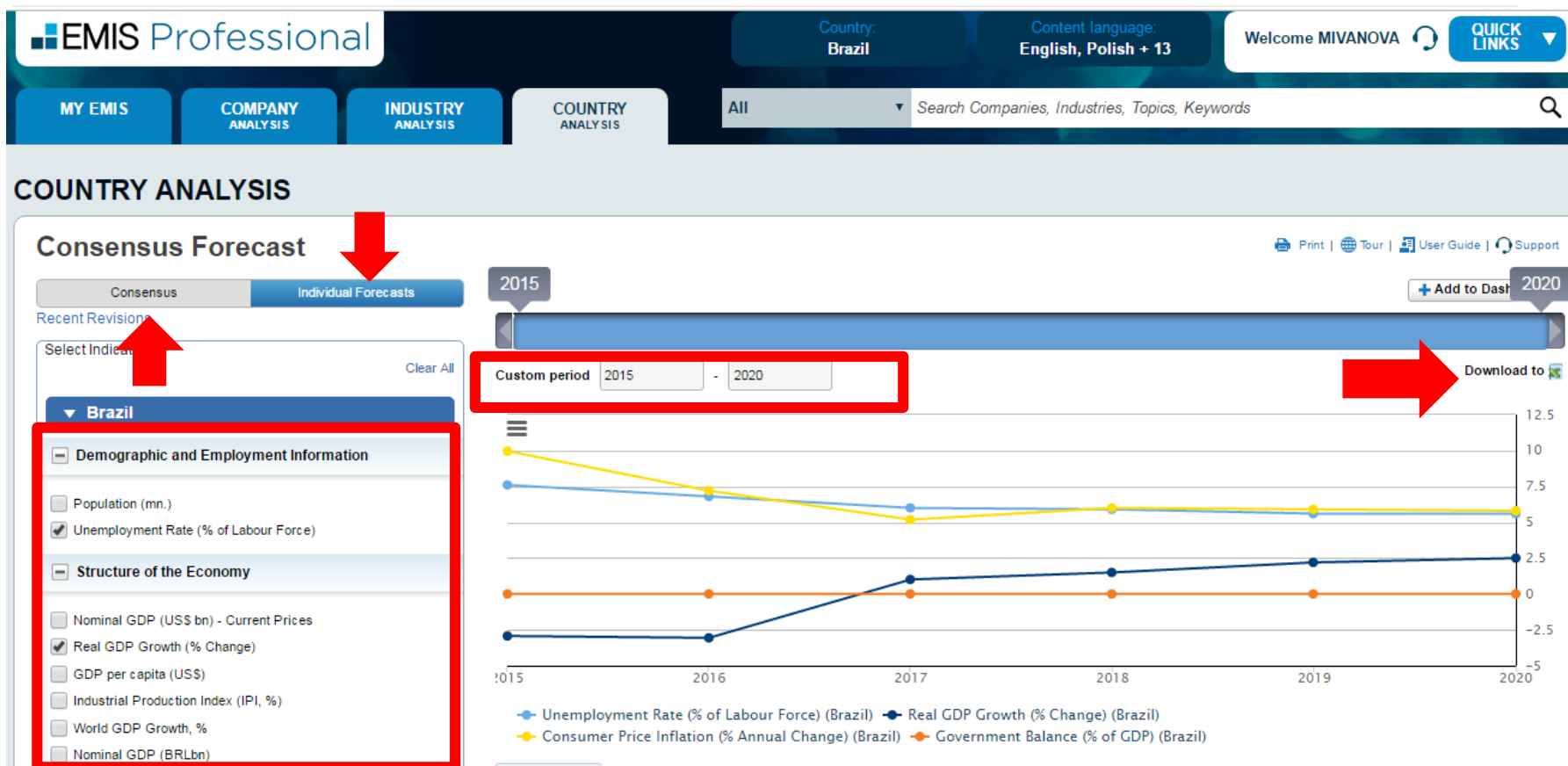


I. COUNTRY ANALYSIS: CONSENSUS FORECAST

- ❑ Macroeconomic **forecast** data per country
- ❑ “Consensus” = **market average** forecast
- ❑ “Individual Forecasts” = forecast **by financial institution** (global and local)
- ❑ Exportable to Excel

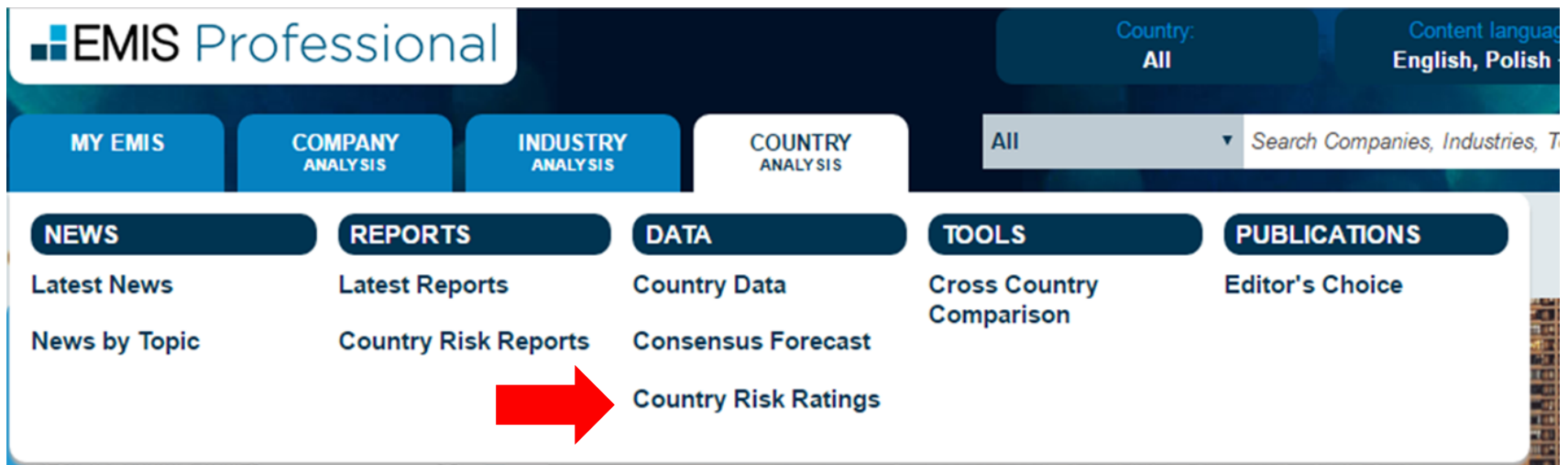


I. COUNTRY ANALYSIS: CONSENSUS FORECAST CONT.




II. COUNTRY ANALYSIS: COUNTRY RISK RATINGS

- ❑ Country Risk Ratings (Political, Economic, etc.) provided by Dun & Bradstreet + ratings methodology explained
- ❑ Country Risk Reports provided by Dun & Bradstreet
- ❑ Exportable to Excel



II. COUNTRY ANALYSIS: COUNTRY RISK RATINGS CONT.



Country: All
Content language: English, Polish + 13

Welcome MIVANOVA
QUICK LINKS

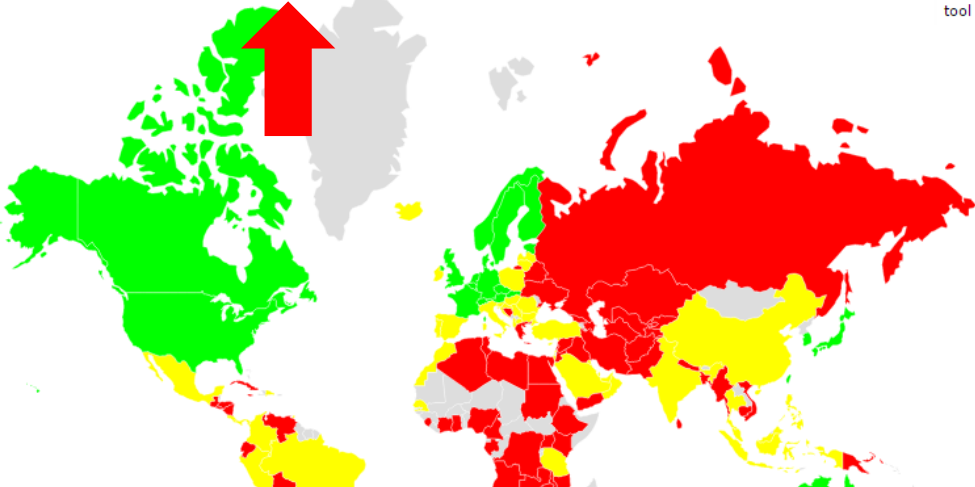
MY EMIS
COMPANY ANALYSIS
INDUSTRY ANALYSIS
COUNTRY ANALYSIS

All
Search Companies, Industries, Topics, Keywords

COUNTRY ANALYSIS

Country Risk

Country Risk Map
Country Risk Reports
Ratings Methodology



Source: Dun&Bradstreet tool by ammap.com

Risk Rating: D&B Overall Rating
Download to

COUNTRY	RISK RATING	REVIEW DATE
Afghanistan	DB7	2010-08-01
Albania	DB4c	2010-11-01
Algeria	DB5d	2016-11-01
Angola	DB6a	2016-09-01
Argentina	DB6d	2016-11-01
Australia	DB2c	2016-09-01
Austria	DB2c	2016-09-01
Azerbaijan	DB5c	2016-11-01

4. INDUSTRY ANALYSIS

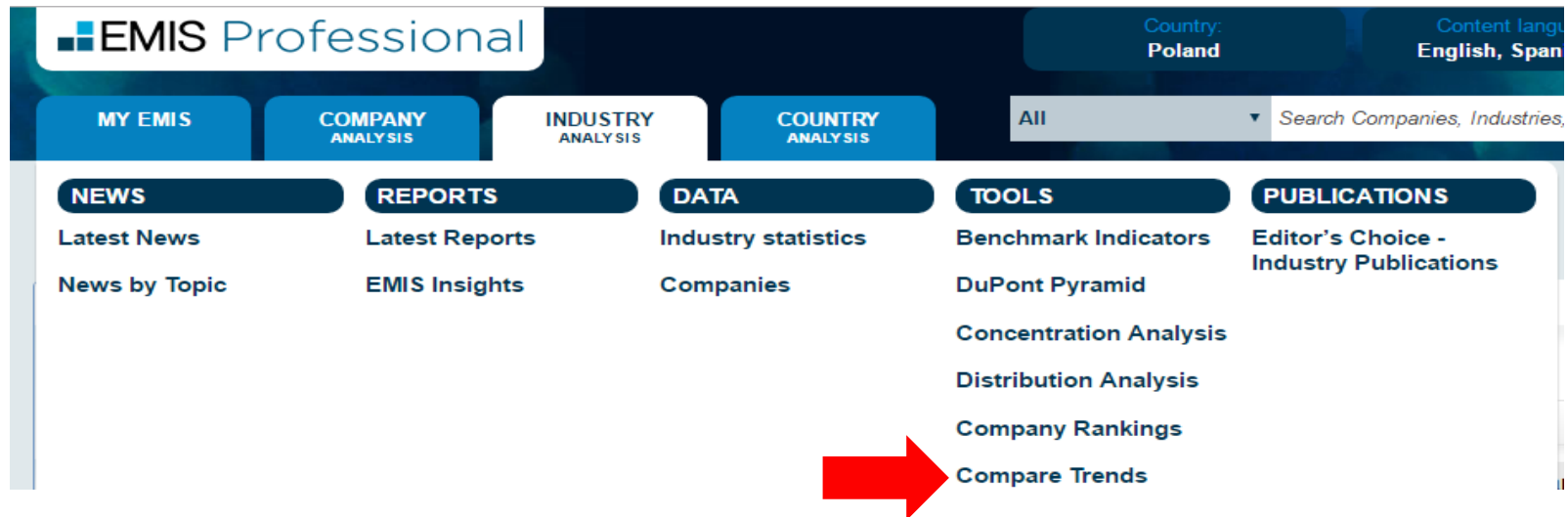
I. COMPARE TRENDS

II. BENCHMARK



I. INDUSTRY ANALYSIS: COMPARE TRENDS

- ❑ Top 4 companies' performance vs. overall industry trend
- ❑ Edit trends:
 - Update selection of companies compared
 - Update selection of parameters compared
 - Time range, currency, etc.
- ❑ Exportable to Excel



The screenshot displays the EMIS Professional website interface. At the top, the EMIS logo is visible, followed by the text 'Professional'. To the right, there are dropdown menus for 'Country: Poland' and 'Content language: English, Spanish'. Below this, a navigation bar contains several tabs: 'MY EMIS', 'COMPANY ANALYSIS', 'INDUSTRY ANALYSIS', and 'COUNTRY ANALYSIS'. A search bar is also present with the text 'All' and 'Search Companies, Industries, ...'. Below the navigation bar, there are five main sections: 'NEWS', 'REPORTS', 'DATA', 'TOOLS', and 'PUBLICATIONS'. Under the 'TOOLS' section, the following options are listed: 'Benchmark Indicators', 'DuPont Pyramid', 'Concentration Analysis', 'Distribution Analysis', 'Company Rankings', and 'Compare Trends'. A large red arrow points to the 'Compare Trends' option.

I. INDUSTRY ANALYSIS: COMPARE TRENDS CONT.

Compare Trends

+ Add to Dashboard

Print | User Guide | Support

Edit Trends

Compare to

Select an industry as a peer group

☒ NAICS Industries☐ My Benchmark Industries

Select IndustryManufacturing (31)

Compared Companies/Industries

Select here one or more subject companies / industries

☐ Compare Industry☒ Compare Company

Select max. 4 companies / industries before submitting

Clear

Selected Companies

☒ FCA Poland S.A.☒ KGHM Polska Miedz S.A.☒ Lotos S.A.☒ PKN Orlen S.A.

Companies

☒ FCA Poland S.A.☒ KGHM Polska Miedz S.A.

NAICS By Alphabet | NAICS by Sector

Compared Parameters

Select a year and max. 6 financial figures before submitting

Year From2010To2014

Financials:

Clear

Balance Sheet

☐ Cash and Banks☐ Short Term Investments☐ Account Receivables (Trade)

Ratios:

Clear

Net Income / Net SalesReturn On AssetsNet Income / Net Worth

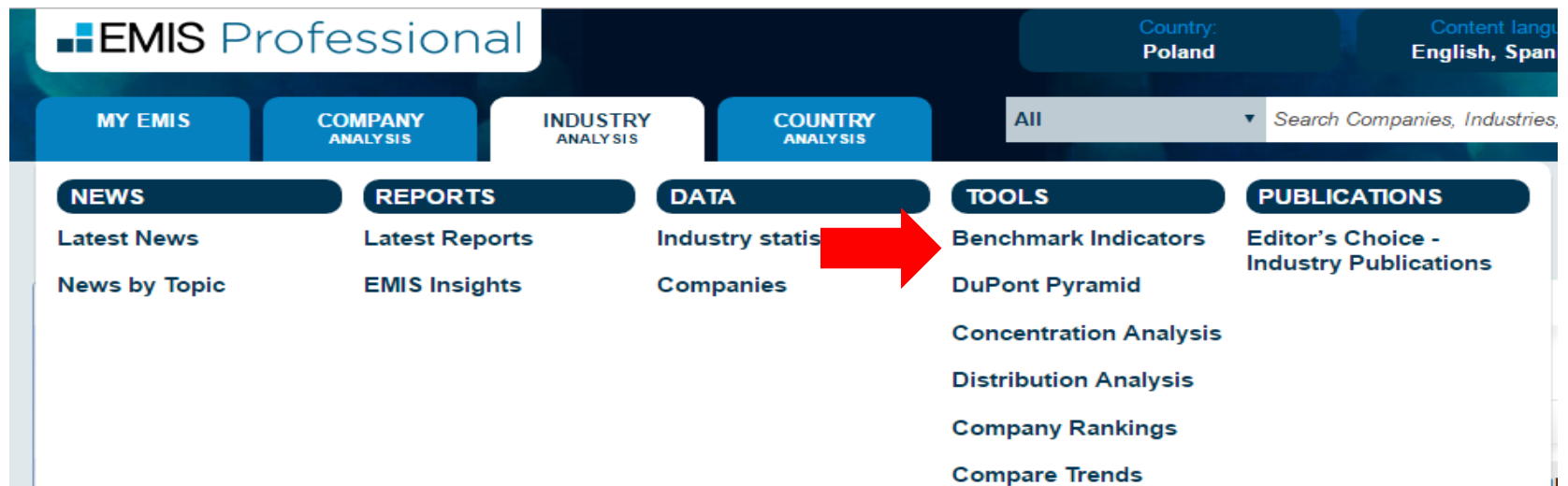
Indebtedness

Common set☐ Yes☒ No

ClearGet Results

II. INDUSTRY ANALYSIS: BENCHMARK

- ❑ Industry performance over a 5-year time period
- ❑ Balance Sheet, Income Statement, Cash Flow
- ❑ Company rankings based on 26 different financial criteria
- ❑ Exportable to Excel



The screenshot displays the EMIS Professional website interface. At the top, the EMIS logo is visible, followed by the text "EMIS Professional". To the right, there are filters for "Country: Poland" and "Content language: English, Spanish". Below the header, there are four main navigation tabs: "MY EMIS", "COMPANY ANALYSIS", "INDUSTRY ANALYSIS", and "COUNTRY ANALYSIS". The "INDUSTRY ANALYSIS" tab is currently selected. Under this tab, there are five sub-sections: "NEWS", "REPORTS", "DATA", "TOOLS", and "PUBLICATIONS". The "DATA" sub-section is highlighted with a red arrow, and it contains the following items: "Industry statistics", "Companies", "Benchmark Indicators", "DuPont Pyramid", "Concentration Analysis", "Distribution Analysis", "Company Rankings", and "Compare Trends". The "PUBLICATIONS" sub-section contains "Editor's Choice - Industry Publications".

II. INDUSTRY ANALYSIS: BENCHMARK CONT.

Benchmark

[User Guide](#) | [Tour](#) | [Support](#)

Key Indicators

Balance Sheet

Income Statement

Cash Flow

Rankings

My Benchmark Industries tools:

[Import from Industry](#)

[Add Industry](#)

[Delete Industry](#)

[Edit Industry](#)

[Copy Company to Industry](#)

[Add Company Data](#)

Sum/Average Currency

▼ Sum

Thousands (PLN)

▼ Thousands (PLN)

















Period

▼ Annually

Select Period ⓘ

▼ 5 Selected

[Download to](#) 

YEAR		2014	2013	2012	2011	2010
Companies in Industry		16142	16958	16679	16069	16447
SIZE		2014	2013	2012	2011	2010
Sales	 	1,141,448,554	1,120,597,634	1,034,647,558	956,703,308	897,433,772
Assets	 	867,935,532	816,932,354	725,826,352	690,601,262	683,037,285
Profit	 	37,140,234	44,916,589	38,442,605	44,519,495	41,798,525
Total Shareholders' Equity	 	433,915,805	420,117,849	361,363,788	333,163,713	335,559,673
GROWTH ⓘ		2014	2013	2012	2011	2010
Net Sales Growth Rate %	 	1.86%	8.31%	8.15%	6.60%	7.33%
Inc. / Dec. in Assets	 	6.24%	12.55%	5.10%	1.11%	5.20%
Inc. / Dec. in Net Income	 	-17.31%	16.84%	-13.65%	6.51%	47.48%
Increase (Decrease) in Equity	 	3.28%	16.26%	8.46%	-0.71%	7.18%

5. COMPANY ANALYSIS

I. QUICK SCREENER

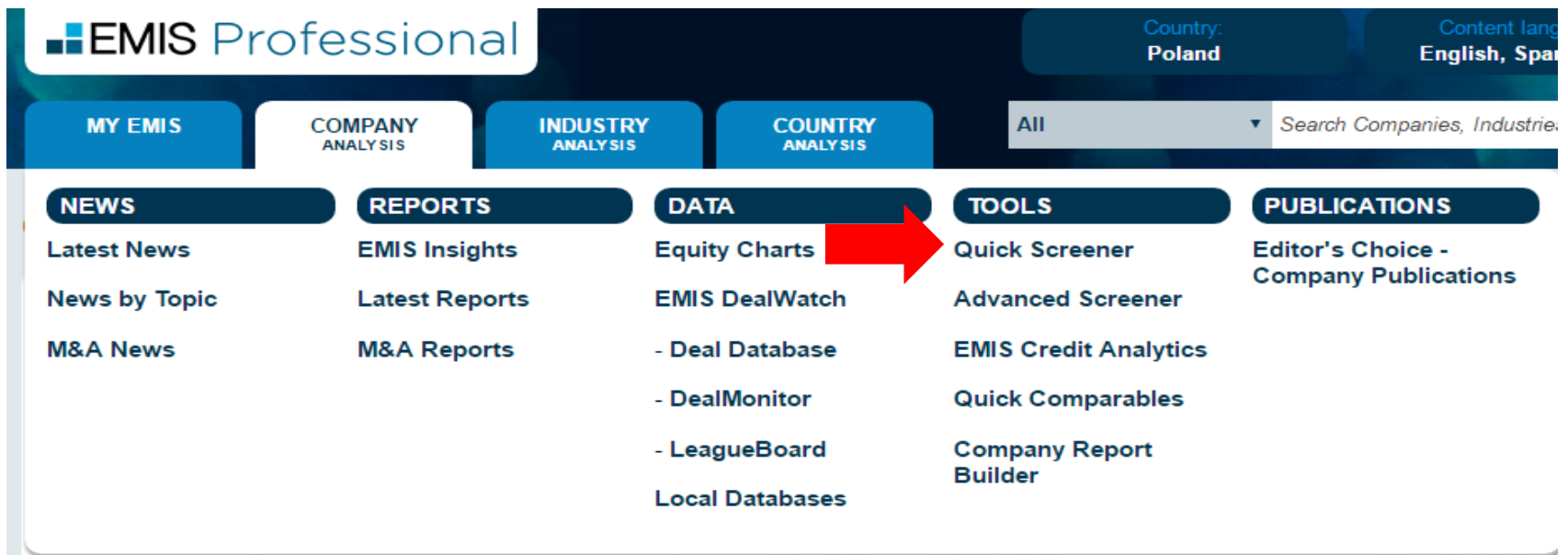
II. FINANCIALS + SIMILAR
COMPANIES

III. CREDIT ANALYTICS



I. COMPANY ANALYSIS: QUICK SCREENER

- ❑ Company profiles within a specific country/region and industry
- ❑ Sort by: operational status, city, listed/unlisted, total assets, revenue, etc. (more filters available in Advanced Screener tool)
- ❑ Exportable to Excel ("Search" at the bottom of the page to retrieve results and download)



The screenshot displays the EMIS Professional website interface. At the top, the EMIS logo is visible on the left, and the text 'Country: Poland' and 'Content lang: English, Spa' are on the right. Below the header, there are four main navigation tabs: 'MY EMIS', 'COMPANY ANALYSIS', 'INDUSTRY ANALYSIS', and 'COUNTRY ANALYSIS'. To the right of these tabs is a search bar with a dropdown menu set to 'All' and the text 'Search Companies, Industries'. Below the navigation tabs, there are five main sections: 'NEWS', 'REPORTS', 'DATA', 'TOOLS', and 'PUBLICATIONS'. Each section has a list of sub-items. A red arrow points from the 'DATA' section to the 'Quick Screener' tool in the 'TOOLS' section.

NEWS	REPORTS	DATA	TOOLS	PUBLICATIONS
Latest News	EMIS Insights	Equity Charts	Quick Screener	Editor's Choice - Company Publications
News by Topic	Latest Reports	EMIS DealWatch	Advanced Screener	
M&A News	M&A Reports	- Deal Database	EMIS Credit Analytics	
		- DealMonitor	Quick Comparables	
		- LeagueBoard	Company Report Builder	
		Local Databases		

I. COMPANY ANALYSIS: QUICK SCREENER CONT.

COMPANY ANALYSIS

Quick Screener

[Print](#) | [Tour](#) | [User Guide](#) | [Support](#)

Company Information

Regions and Countries

India

Industries

Select

City/State/County

☒ ALL ☐ Main Activities ☐ Secondary Activities

Operational Status

Select

Listed/Unlisted

Select

[Add More](#)

☐ Exclude companies without official financials

Basic Financials

USD

Millions

Year

Latest

Move slider bars to select a range, or click below a chart to enter specific values.

Total operating revenue

[Remove](#)

0 68208

or
Enter Specific Value:

Criteria Matches

Cumulative Matches

35089

Quick Preview of your results

Sort By: Total operating revenue

Num	Country	Company	Total operating revenue
1	India	Indian Oil Corporation Ltd.	68,207.03
2	India	Reliance Industries Ltd.	50,622.30
3	India	Tata Motors Ltd.	41,026.73
4	India	Bharat Petroleum Corporation Ltd.	36,636.86
5	India	Rajesh Exports Ltd.	36,097.86
6	India	Hindustan Petroleum Corporation Ltd.	32,147.02
7	India	Tata Sons Limited	23,442.73
8	India	Oil And Natural Gas Corporation Ltd.	22,367.73
9	India	Food Corporation Of India	21,766.67
10	India	Tata Consultancy Services Ltd.	18,212.51
11	India	Tata Steel Ltd.	17,580.58
12	India	Larsen & Toubro Ltd.	16,606.45
13	India	Hindalco Industries Ltd.	15,463.27
14	India	Advantage Overseas Pvt Ltd.	15,098.81
15	India	Bharti Airtel Ltd.	14,247.95
16	India	Coal India Ltd.	13,392.76
17	India	Mahindra & Mahindra Ltd.	13,372.14
18	India	NTPC Ltd.	12,378.62
19	India	State Bank of India	12,123.01

II. COMPANY ANALYSIS: FINANCIALS + SIMILAR COMPANIES

☐ Financials:

- Income Statement, Balance Sheet, Cash Flows, Ratios, Multiples
- **Local** (country's standards) or **global standard** (EMIS' standardised template)
→ enables to compare financials across geographies
- Choose currency, individual/consolidated financials, etc.

☐ Similar companies = compare financials amongst competitors

☐ Exportable to Excel

☐ Access through company profile

II. COMPANY ANALYSIS: FINANCIALS

Tata Motors Ltd. (India) 

Company profile

☐ Add to Alerts

☐ Add to Dashboard

 Report Builder

Overview

Financials ▼

News

Reports

Similar Companies

M&A Deals

EMIS Credit Analytics ▼

Financial Statements

☒ Annual only ☐ Interim included

Global Standard ▼

Cons. ▼

INR ▼

Ten Millions ▼

Show More Options

More periods

 Export

Statement type
Period end date

Annual, Cons.
2017-03-31

Annual, Cons.
2016-03-31

Annual, Cons.
2015-03-31

Annual, Cons.
2014-03-31

Annual, Cons.
2013-03-31

+ Income Statement

- Balance Sheet

2017

2016

2015

2014

2013

2017

2016

2015

2014

2013

- Total assets

273,754.36

269,297.60

238,657.99

219,998.32

170,026.45

- Non-current assets

154,438.18

156,879.71

135,189.52

115,387.98

87,072.63

Property, plant and equipment

59,594.56

63,107.34

52,326.21

40,694.29

32,385.76

Construction in progress

33,698.84

27,260.44

28,640.09

33,262.56

18,417.70

Intangible assets and goodwill

36,349.52

43,319.41

36,153.28

28,397.38

22,782.52

- Long-term financial assets

20,337.92


20,466.09

15,336.74

10,686.6

Share Your Feedback

II. COMPANY ANALYSIS: SIMILAR COMPANIES


Tata Motors Ltd. (India) 

☐ Add to Alerts
 ☐ Add to Dashboard
 Report Builder

[Overview](#)
[Financials](#)
[News](#)
[Reports](#)
[Similar Companies](#)
[M&A Deals](#)
[EMIS Credit Analytics](#)

Similar companies

Motor Vehicle Manufacturi...
India
Consolidated Preferred
Ten Millions
INR
+ Add financials & ratios
+ Add Companies
Export

Company	Total operating revenue	Total Operating Revenue Trend (%)	Return on Sales (ROS) (%)	Net Profit (Loss) for the Period	Total assets	Total equity	Statement:
Tata Motors Ltd.	275,247	-2.00	-1.87	4,949	273,754	58,062	Cons., 2017
Mahindra & Mahindra Ltd.	89,713	7.64	12.18	2,704	114,826	29,738	Cons., 2017
Maruti Suzuki India Ltd.	 79,606	16.75	14.74	7,362	51,961	37,075	Cons., 2017
Hyundai Motor India Ltd.	36,477	22.58	3.58	1,291	13,646	7,057	Indiv., 2016
Ashok Leyland Ltd.	24,199	10.77	7.42	1,607	26,428	6,393	Cons., 2017
TVS Motor Company Ltd.	13,739	8.03	6.11	509	6,128	2,216	Cons., 2017
Mahindra Vehicle Manufacturers Limited	9,221	48.87	3.06	279	8,297	3,900	Indiv., 2016
Volkswagen India Private Limited	8,652	15.13	0.15	8	6,248		
Mahindra India Ltd.	8,400	20.44	4.04	140	3,204		

Share Your Feedback

III. COMPANY ANALYSIS: CREDIT ANALYTICS

- ❑ Financial Score = company rating + performance based on internal financial strength and the result of industry benchmarking
- ❑ Benchmark Score = company rating + performance against its peers/industry
- ❑ EMIS Trend Score = internal financial strength of the entity
- ❑ Credit Quota = maximum credit exposure recommendation

III. COMPANY ANALYSIS: CREDIT ANALYTICS CONT.

Tata Motors Ltd. (India) 

☐ Add to Alerts

☐ Add to Dashboard

 Report Builder

Overview

Financials ▼

News

Reports

Similar Companies

M&A Deals

EMIS Credit Analytics ▼ 

Summary

EMIS Financial Score

EMIS Benchmark Score

Credit Quota

Key Stats

Set Parameters

EMIS Benchmark Score

Year: 2016 Companies in Industries: 48 Motor Vehicle Body and Trailer Manufacturing  

EMIS Benchmark Score (Against Industry)

A - Very Low Risk

Customize Score

82.89

A

B

C

D

E

Very Low Risk

Very High Risk

This company is scored higher than 82.89% of companies in the industry, which equates to A - Very Low Risk on the Business Scale

Criteria



Profit

Share Your Feedback

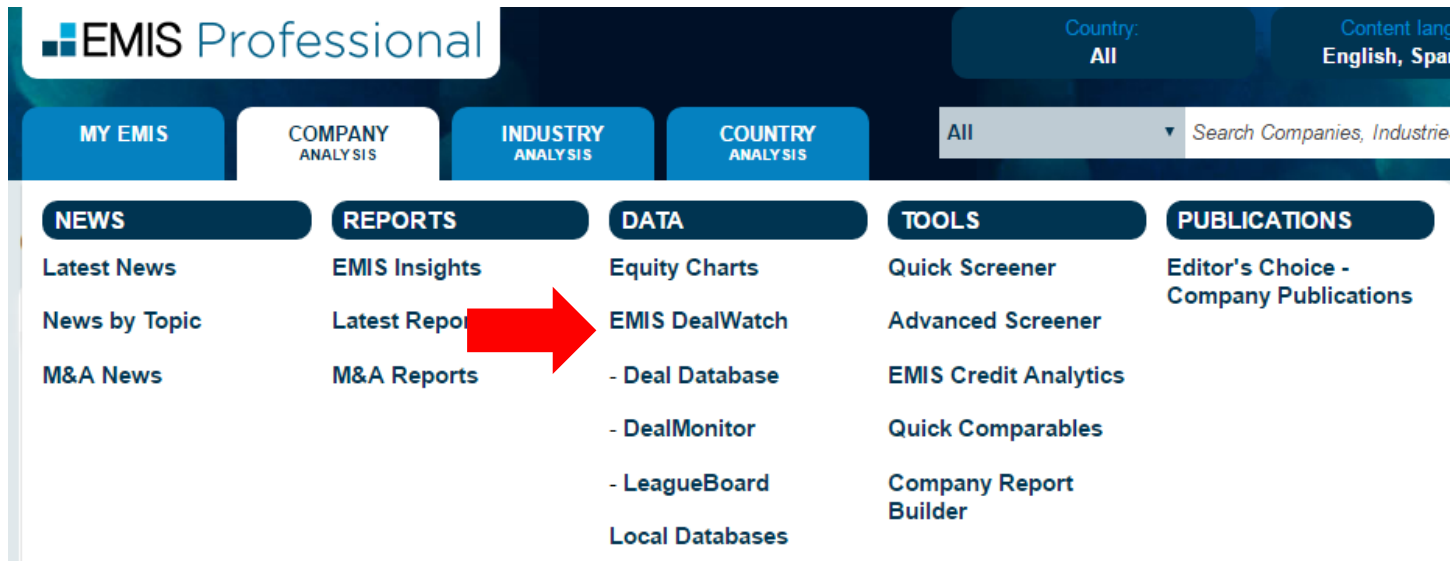
The background of the slide is a blurred photograph of two business professionals in an office setting. A woman in a dark blazer is on the left, and a man in a light blue shirt is on the right. They are both smiling and shaking hands, with their hands meeting in the center of the frame. The text is overlaid on this image.

6. DEALWATCH

- I. DEAL DATABASE
- II. DEALMONITOR

I. DEALWATCH: DEAL DATABASE + DEALMONITOR

- ❑ Deal Database = **Historical** M&A data
- ❑ Deal Monitor = **Rumoured** M&A/ECM deals
- ❑ M&A/ECM deals from \$1million
- ❑ Click on "Deal ID" to view more information on the deal



The screenshot shows the EMIS Professional website interface. The top navigation bar includes the EMIS Professional logo, a 'Country: All' dropdown, and a 'Content language: English, Spanish' dropdown. Below this is a secondary navigation bar with tabs for 'MY EMIS', 'COMPANY ANALYSIS', 'INDUSTRY ANALYSIS', and 'COUNTRY ANALYSIS'. A search bar is also present with the text 'All' and 'Search Companies, Industries'. The main content area is divided into five columns: NEWS, REPORTS, DATA, TOOLS, and PUBLICATIONS. The DATA column contains a list of links: Equity Charts, EMIS DealWatch, - Deal Database, - DealMonitor, - LeagueBoard, and Local Databases. A red arrow points to the EMIS DealWatch link.

NEWS	REPORTS	DATA	TOOLS	PUBLICATIONS
Latest News	EMIS Insights	Equity Charts	Quick Screener	Editor's Choice - Company Publications
News by Topic	Latest Reports	EMIS DealWatch	Advanced Screener	
M&A News	M&A Reports	- Deal Database	EMIS Credit Analytics	
		- DealMonitor	Quick Comparables	
		- LeagueBoard	Company Report Builder	
		Local Databases		

I. DEALWATCH: DEAL DATABASE

DealWatch - Deal Database

[Copy URL](#) | [PDF](#) | [Print](#) | [Email](#) | [User Guide](#) | [Support](#)

Deals

[Heat Map](#)

[+ Add to MyEMIS](#)

Search

Keyword:

Search by:

- ☐ Target
 ☐ Buyer
 ☐ Adviser
☐ Deal ID
 ☐ Broker
 ☐ Seller
☒ ALL

Market Selection:

- ☒ M&A
 ☒ ECM

Industries:

Target's Industry (Level of Detail): 2 3 4 5 6

Select

NAICS by Alphabet | NAICS by Sector

- ☒ ALL
 ☐ Main Industries
 ☐ Secondary Industries

Search

Clear all

Show results in:

- ☐ EUR
 ☒ USD

Regions and Countries:

164 Selected

Company M&A/ECM

Deal Parameters M&A/ECM

Your search criteria

Results Found: 112 (including failed deals)

Show Years: ALL - 2016 - 2015 - 2014 - 2013 - 2012 - Earlier

[Summary of Deals](#)
[Summary Countries](#)
[Country of Target](#)
[Country of Buyer](#)
[Country of Seller](#)
[Deal Type](#)
[Industries](#)

[Export](#)
[ALL](#)
[Current Page](#)
[Selected](#)

Deal ID	Date	Country of Target	Target Company	Deal Type	Buyer	Country of Buyer	Seller	Main Industries	Deal Value USD (mn)	Stake %	Comments
<input type="checkbox"/> 124900	October 31, 2016	South Africa	Ma Baker group of companies	Acquisition	Rhodes Food Group Holdings Ltd	South Africa	Private investor(s)	Bread and Bakery Product Manufacturing	15.29 (Official data)	100.00	South African food manufacturer

II. DEALWATCH: DEALMONITOR

DealWatch - DealMonitor

[Copy URL](#) |
 [PDF](#) |
 [Print](#) |
 [Email](#) |
 [User Guide](#) |
 [Support](#)

Deals

[DealWatch Forecasts](#) ⓘ

[+ Add to MyEMIS](#)

▼ Hide Search

Deal Parameters

Target/Seller Parameters

Investor Parameters

Other Parameters

Market Selection:

☒ M&A
 ☒ ECM

Show results in:

☐ EUR
 ☒ USD

Deal Type: ⓘ

▼ Select

Side: ⓘ

☒ Buy-side
 ☒ Sell-side

Stake Size:

☒ ALL
 ☐ Minority
 ☐ Majority

Deal Status: ⓘ

▼ Select

Date Range:

☒ ALL
 ☐ Last 7 days
 ☐ Last 30 days
 ☐ Last 12 Months

☐ Range from :
 Start date
 to
 End Date

Show only: ⓘ

☒ New Intents
 ☐ Updated Intents
 ☐ Active Intents

Probability: ⓘ

▼ Select

Investor type: ⓘ

☒ ALL
 ☐ Strategic
 ☐ PEVC

Distressed Deals: ⓘ

☒ ALL
 ☐ Yes
 ☐ No

[Search](#)
[Clear All](#)

Results

Results Found: 17,329

[Export](#) ⓘ ALL | Current Page | Selected

Deal Side	Intent Announcement	Target	Target Country	Target Industry	Deal Type	Investor	
<input type="checkbox"/>	Sell-	October 31,	Edra Global Energy Bhd	Malaysia	Electric Power Generation, Transmission and Distribution (2211)	IPO	N/A
							Details Find