

EMIS USER GUIDE



1. SEARCH BAR
 2. SOURCES – EDITOR'S CHOICE
 3. COUNTRY ANALYSIS
 4. INDUSTRY ANALYSIS
 5. COMPANY ANALYSIS
 6. DEALWATCH (M&A)
- 
- The background of the slide is a scenic view of the ancient city of Bagan in Myanmar. The image shows numerous golden stupas and pagodas rising from a lush green landscape. Several hot air balloons are visible in the sky, adding a sense of tranquility and adventure to the scene.

1. SEARCH BAR

I. FILTERS

II. BOOLEAN OPERATORS

III. TIPS

IV. EXAMPLE



I. SEARCH BAR: FILTERS

Boolean Search:

- Incorporate Boolean operators (AND, OR, NEAR10...) into search strings
- **See slide 6 for a list of operators**

Category "Shortcuts":

- Switch between News, Reports, Statistics, etc. to search within that category only

Basic Filters:

- Date Range
- Country Selection
- Content Language

More Filters:

- Sources, i.e. Publication Name
- Industries
- Topics, e.g. FDI, Political, EU, etc.
- Source Types, e.g. Brokerage Houses, Newspapers, etc.
- Content Types, e.g. News, Ratings, etc.
- Document Format

I. SEARCH BAR: FILTERS CONT.

The screenshot shows the EMIS Professional search interface. At the top, there are navigation tabs for 'MY EMIS', 'COMPANY ANALYSIS', 'INDUSTRY ANALYSIS', and 'COUNTRY ANALYSIS'. The search bar is located below these tabs, with a search button on the right. Below the search bar, there are several filter categories: 'All', 'News', 'Reports', 'Companies', 'Sources', and 'More'. A red arrow points to the 'More' dropdown with the label 'Category "Shortcuts"'. Below the filter categories, there is a summary of results: 'Results: 28088554 Total for Last 12 Months | All countries | 15 languages | Less filters'. A red arrow points to the 'Less filters' link with the label 'Filters'. Below the summary, there is a filter panel with several sections: 'Sources' (with a search box and 'ALL' selected), 'Publications' (with a list of categories like 'Tenders & Projects Information'), 'Industries', 'Content Types', 'Topics', and 'Document Format'. There are also checkboxes for 'Title and Abstract Only' and 'Show Similar Articles'. At the bottom of the filter panel, there are 'Clear All' and 'Apply' buttons. Below the filter panel, there is a search result for 'Corporation (中国石油化工股份有限公司) (China) - Company Profile'.

II. SEARCH BAR: BOOLEAN OPERATORS

EMIS SEARCH

2. Boolean Search Operators and Search Functionalities

Both within the search bar and in the "Refine Search" view in the results page, you are allowed to use Boolean operators. These are:

Operators	Examples
AND	Using AND means that you want all keywords with AND between them within the search results. So, if you search for telecom AND industry AND growth you will get hits containing all 3 words. Please note that AND is the default Boolean operator we use (except in Chinese language, where OR is the default), so if you do not add any other operators between keywords, we consider that you want to see all keywords in the results. If you type telecom industry for instance, it is equivalent to telecom AND industry .
OR	telecom OR industry This search will retrieve articles that contain either the word telecom or industry or both.
NOT	telecom NOT industry This search will retrieve articles that contain the word telecom , but not industry .
NEAR	Internet nearN banking (where N is an integer) This search will retrieve articles that contain Internet within N words (or less) of the keyword Banking . Note: The N is optional; if omitted, the number 10 is assumed. Values must be 1 or more.
Parentheses ()	Use parentheses () to separate search operators. Take for instance, a search such as the following: (PE OR "private equity") AND ITES This search will retrieve articles containing any of the words (phrases) in within the parentheses, and the word ITES .
*	bank* This will retrieve articles containing words derived from bank: bank, banks, banking, banker , etc. It can be used only at the end of words.
?	The ? operator will substitute for any character . Use ? to search for words which can be spelled in different ways. For example: if you search for organ?ation , the search will retrieve results containing either organisation or organization .
%, \$, £, ¥, €, +	These special characters are considered in search, so if you will search for \$100 , your search results will not contain words without "\$".
Stemming	When you are doing a single language search, we enable stemming. Stemming means that we find your keyword's root form and we will search for all keywords with the similar root. For example: If you search for manufacturing , you will get results with the following keywords: manufacturing, manufacture, manufacturer, manufacturers etc. If you want to turn off stemming, put your keywords into quotation marks. Stemming is by default turned off in the following languages: Turkish, Hungarian

Please note that if you use any Boolean items in search, those are always treated as Boolean operators and not as keywords unless you put them into quotation marks. E.g. if you search for has not confirmed, you will get results containing has, but not confirmed. If you search for "has not confirmed", you will get articles containing the exact phrase has not confirmed.

III. SEARCH BAR: TIPS

- ❑ Use “Search Title Only” or “Search Title and Abstract Only” to ensure keywords bring out the most relevant results

- ❑ For reports:
 - Select “Country/Regional” reports to get **country specific** results. All countries are tagged to reports classified as “Global”
 - Switch between “Broker” and “Non-Broker Research”

- ❑ Sort by “Newest” content to receive the most recent results or by “page count” to receive the most comprehensive reports at the top

- ❑ See next slide for example

IV. SEARCH BAR: EXAMPLE – REPORTS ON BANKING IN POLAND

The screenshot displays the EMIS Professional search interface. At the top, the navigation bar includes 'MY EMIS', 'COMPANY ANALYSIS', 'INDUSTRY ANALYSIS', and 'COUNTRY ANALYSIS'. The search bar contains the query 'Bank* AND (Poland OR Polish)', which is highlighted by a red arrow and labeled 'Boolean Search String'. Below the search bar, the 'Reports' tab is selected and highlighted with a red box. The search results show 58 total results for Poland, with filters for 'Last 12 Months', '15 languages', and 'Less filters'. The 'Sort By' dropdown is set to 'Newest'. A filter panel is visible, containing dropdown menus for 'Sources', 'Industries', 'Topics', 'Source Types', and 'Document Format'. The 'Search All Text', 'Search Title Only', and 'Title and Abstract Only' radio buttons are present, with 'Title and Abstract Only' selected. The 'Coverage' options are 'ALL', 'Country/Regional' (selected), and 'Global'. The 'Results per Page' dropdown is set to 25, and the 'Results View' is set to 'Standard'. A red arrow points to the 'Clear All' button, and another red arrow points to the 'Apply' button.

2. SOURCES EDITOR'S CHOICE



I. SOURCES – EDITOR’S CHOICE

- ❑ Most popular/trusted source selection per country/region recommended by EMIS content team
- ❑ **Local and Global** sources available in 15 languages
- ❑ Can be sorted by:
 - **Content Type** – News, Reports, Data
 - **Category** – Company, Industry, Country
 - **Publication Name** – Alphabetical Order



The screenshot shows the EMIS Professional website interface. At the top, there is a navigation bar with the EMIS logo, a search bar, and filters for 'Country: All' and 'Content language: English'. Below the navigation bar, there are several main menu categories: 'Company Analysis', 'My EMIS', 'Country Analysis', 'Sources', and 'Reports'. The 'Sources' menu is highlighted, and the 'Sources - Editor's Choice' option is specifically highlighted with a red box. To the right of the main menu, there is a 'LOGOUT' button and a 'QUICK LINKS' dropdown menu. Below the main menu, there is a section titled 'I WANT TO:' with a dropdown menu for 'Select Your Task'. At the bottom of the page, there is a message: 'Don't know where to go next? Explore the tasks above and discover how our tools could help you complete your work!'.

I. SOURCES – EDITOR’S CHOICE

EMIS Professional Country: **Poland** Content language: **English, Polish**

MY EMIS COMPANY ANALYSIS INDUSTRY ANALYSIS COUNTRY ANALYSIS

All Search Companies, Industries, Topics

Sources - Editor's Choice

Selection of some of the best sources on EMIS for **Poland** | 2 languages | Select Industry

Sort By: **Category** | **CONTENT TYPES** | PUBLICATION NAME

COMPANY

MarketLine

MarketLine Company Report...

MarketLine Company Reports analyzes the strengths, weaknesses, opportunities, and threats facing the...

EUROMONITOR INTERNATIONAL

Euromonitor - Local Compa...

The Local Company Profiles publication delivers analysis of the worlds largest companies in the cont...

timetric

Timetric - Company Profil...

The publication delivers company profiles in English. The reports deliver detailed information for l...

Progressive Digital Media

PDM - Company Profiles

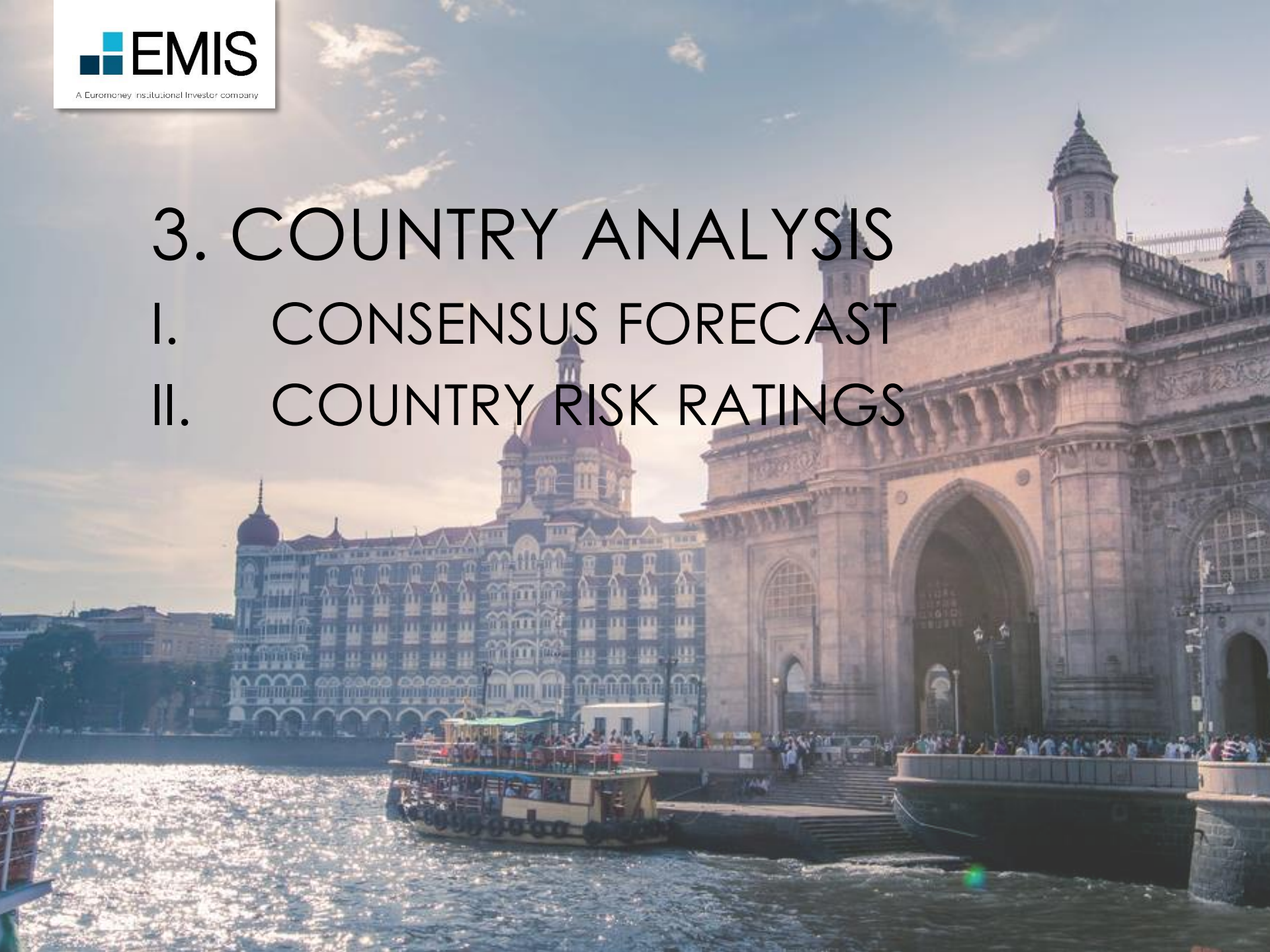
The publication delivers detailed company profiles of companies from emerging countries, operating i...

Company News Sources Company Reports Sources Company Data Sources All Company Sources

3. COUNTRY ANALYSIS

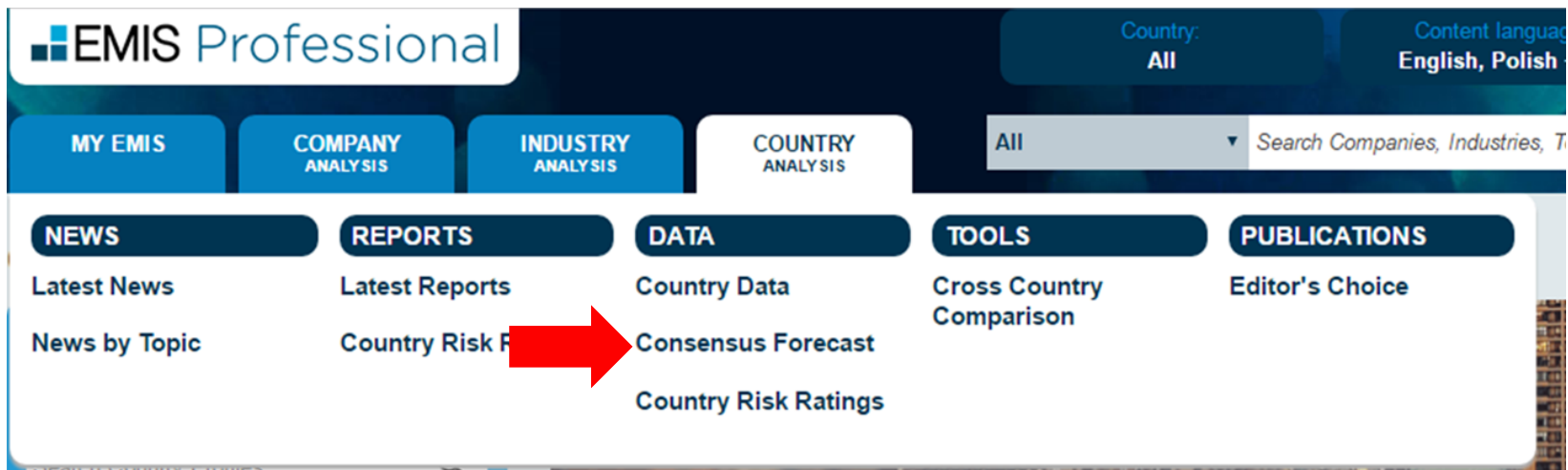
I. CONSENSUS FORECAST

II. COUNTRY RISK RATINGS



I. COUNTRY ANALYSIS: CONSENSUS FORECAST

- ❑ Macroeconomic **forecast** data per country
- ❑ “Consensus” = **market average** forecast
- ❑ “Individual Forecasts” = forecast **by financial institution** (global and local)
- ❑ Exportable to Excel



The screenshot shows the EMIS Professional website interface. At the top left is the EMIS Professional logo. On the right, there are filters for 'Country: All' and 'Content language: English, Polish'. Below these are navigation tabs: 'MY EMIS', 'COMPANY ANALYSIS', 'INDUSTRY ANALYSIS', and 'COUNTRY ANALYSIS'. The 'COUNTRY ANALYSIS' tab is active. Underneath, there are sub-tabs: 'NEWS', 'REPORTS', 'DATA', 'TOOLS', and 'PUBLICATIONS'. The 'DATA' sub-tab is selected, showing options: 'Country Data', 'Consensus Forecast', and 'Country Risk Ratings'. A red arrow points to the 'Consensus Forecast' option.

I. COUNTRY ANALYSIS: CONSENSUS FORECAST CONT.

Consensus Forecast

Country: **Brazil** | Content language: **English, Polish + 13** | Welcome MIVANOVA | **QUICK LINKS**

MY EMIS | COMPANY ANALYSIS | INDUSTRY ANALYSIS | **COUNTRY ANALYSIS**

All | Search Companies, Industries, Topics, Keywords

Consensus Forecast | Individual Forecasts

Recent Revisions | Add to Dashboard | 2020

Select Indicators: **Brazil**

- Demographic and Employment Information
 - Population (mn.)
 - Unemployment Rate (% of Labour Force)
- Structure of the Economy
 - Nominal GDP (US\$ bn) - Current Prices
 - Real GDP Growth (% Change)
 - GDP per capita (US\$)
 - Industrial Production Index (IPI, %)
 - World GDP Growth, %
 - Nominal GDP (BRLbn)

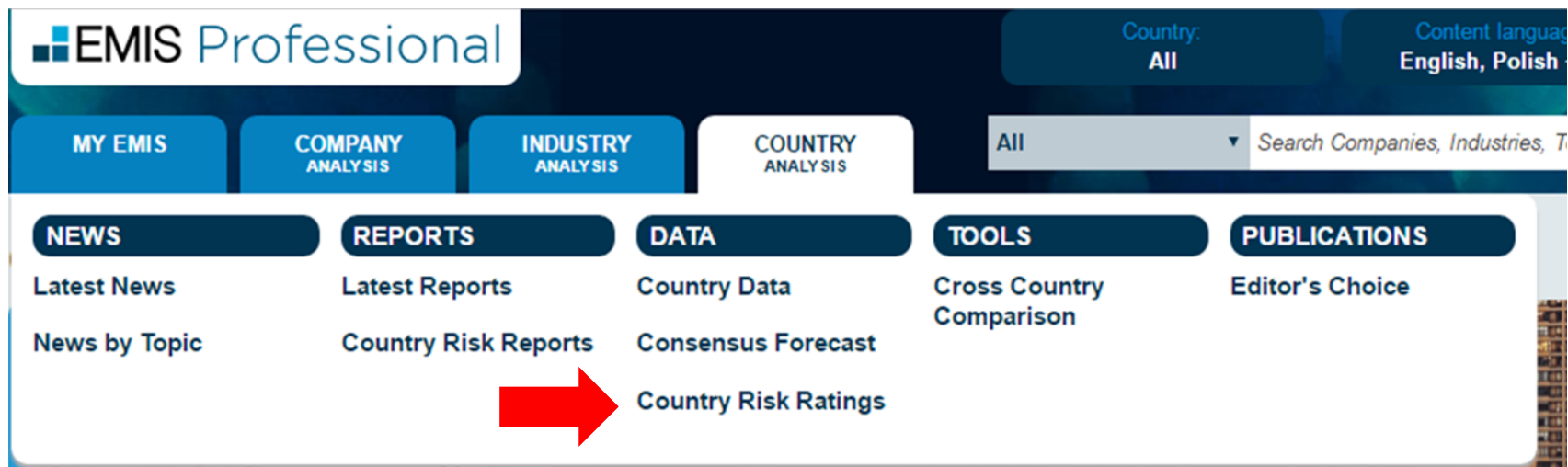
Custom period: 2015 - 2020 | Download to

Line Chart Data (2015-2020):

Year	Unemployment Rate (% of Labour Force) (Brazil)	Real GDP Growth (% Change) (Brazil)	Consumer Price Inflation (% Annual Change) (Brazil)	Government Balance (% of GDP) (Brazil)
2015	~7.5	~0.0	~10.0	~0.0
2016	~7.0	~0.0	~7.0	~0.0
2017	~6.5	~2.5	~5.0	~0.0
2018	~6.5	~2.5	~5.0	~0.0
2019	~6.5	~2.5	~5.0	~0.0
2020	~6.5	~2.5	~5.0	~0.0

II. COUNTRY ANALYSIS: COUNTRY RISK RATINGS

- ❑ Country Risk Ratings (Political, Economic, etc.) provided by Dun & Bradstreet + ratings methodology explained
- ❑ Country Risk Reports provided by Dun & Bradstreet
- ❑ Exportable to Excel



The screenshot shows the EMIS Professional website interface. At the top left is the EMIS logo. Below it are navigation tabs: MY EMIS, COMPANY ANALYSIS, INDUSTRY ANALYSIS, and COUNTRY ANALYSIS. The COUNTRY ANALYSIS tab is active. To the right, there are filters for 'Country: All' and 'Content language: English, Polish'. Below the navigation tabs is a search bar with the text 'All' and 'Search Companies, Industries, T...'. The main content area is divided into five sections: NEWS, REPORTS, DATA, TOOLS, and PUBLICATIONS. Under the REPORTS section, there are three items: Latest Reports, Country Risk Reports, and Country Risk Ratings. A red arrow points to 'Country Risk Ratings'.

II. COUNTRY ANALYSIS: COUNTRY RISK RATINGS CONT.

Country Risk

Country Risk Map | **Country Risk Reports** | Ratings Methodology

Source: Dun&Bradstreet tool by ammap.com

Risk Rating: D&B Overall Rating

COUNTRY	RISK RATING	REVIEW DATE
Afghanistan	DB7	2010-08-01
Albania	DB4c	2010-11-01
Algeria	DB5d	2016-11-01
Angola	DB6a	2016-09-01
Argentina	DB6d	2016-11-01
Australia	DB2c	2016-09-01
Austria	DB2c	2016-09-01
Azerbaijan	DB5c	2016-11-01

4. INDUSTRY ANALYSIS

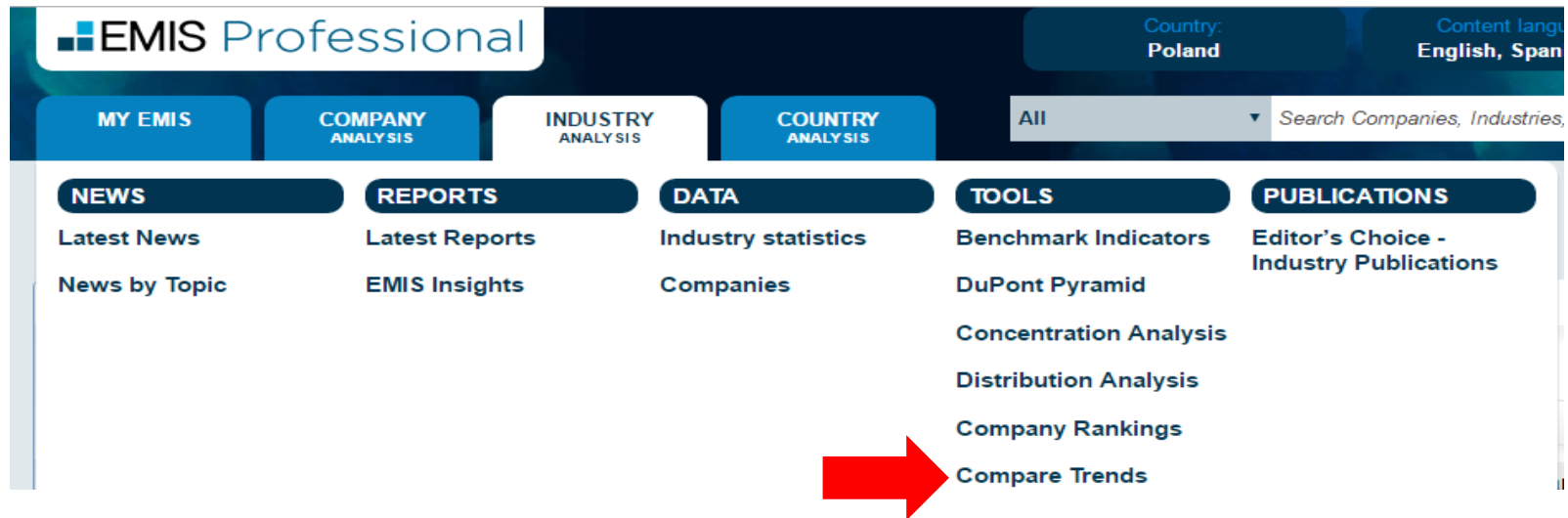
I. COMPARE TRENDS

II. BENCHMARK



I. INDUSTRY ANALYSIS: COMPARE TRENDS

- ❑ Top 4 companies' performance vs. overall industry trend
- ❑ Edit trends:
 - Update selection of companies compared
 - Update selection of parameters compared
 - Time range, currency, etc.
- ❑ Exportable to Excel



The screenshot shows the EMIS Professional website interface. At the top, there is a navigation bar with the EMIS logo and the text 'EMIS Professional'. To the right of the logo, there are two dropdown menus: 'Country: Poland' and 'Content language: English, Spanish'. Below the navigation bar, there are four main menu items: 'MY EMIS', 'COMPANY ANALYSIS', 'INDUSTRY ANALYSIS', and 'COUNTRY ANALYSIS'. A search bar is located to the right of these items, with a dropdown menu set to 'All' and the text 'Search Companies, Industries, ...'. Below the main menu items, there are five columns of sub-menu items: 'NEWS' (Latest News, News by Topic), 'REPORTS' (Latest Reports, EMIS Insights), 'DATA' (Industry statistics, Companies), 'TOOLS' (Benchmark Indicators, DuPont Pyramid, Concentration Analysis, Distribution Analysis, Company Rankings, Compare Trends), and 'PUBLICATIONS' (Editor's Choice - Industry Publications). A red arrow points to the 'Compare Trends' option in the 'TOOLS' column.

I. INDUSTRY ANALYSIS: COMPARE TRENDS CONT.

Compare Trends [+ Add to Dashboard](#) [Print](#) [User Guide](#) [Support](#)

– Edit Trends

Compare to
Select an industry as a peer group

NAICS Industries My Benchmark Industries

Select Industry

Compared Companies/Industries
Select here one or more subject companies / industries

Compare Industry Compare Company

Select max. 4 companies / industries before submitting

[Q](#) [Clear](#)

Selected Companies

- FCA Poland S.A.
- KGHM Polska Miedz S.A.
- Lotos S.A.
- PKN Orlen S.A.

Companies

- FCA Poland S.A.
- KGHM Polska Miedz S.A.

[NAICS By Alphabet](#) | [NAICS by Sector](#)

Compared Parameters
Select a year and max. 6 financial figures before submitting

Year From To

Financials:

[Q](#) [Clear](#)

Balance Sheet

- Cash and Banks
- Short Term Investments
- Account Receivables (Trade)

Ratios:

[Q](#) [Clear](#)

- Net Income / Net Sales
- Return On Assets
- Net Income / Net Worth

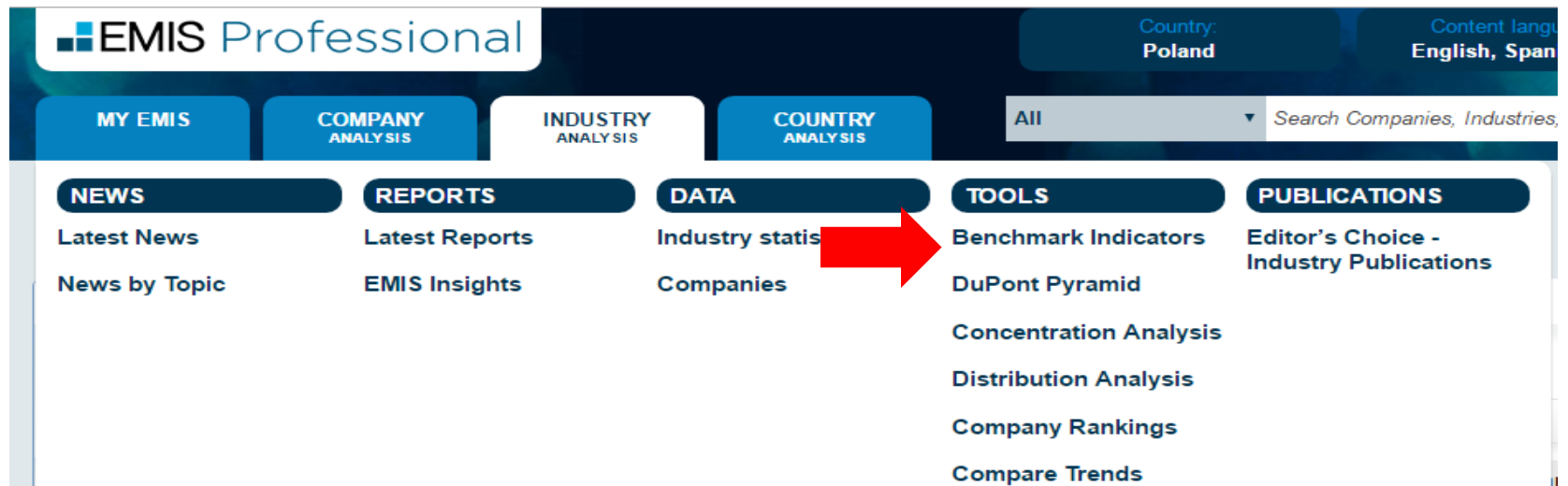
Indebtedness

Common set Yes No

[Clear](#) [Get Results](#)

II. INDUSTRY ANALYSIS: BENCHMARK

- ❑ Industry performance over a 5-year time period
- ❑ Balance Sheet, Income Statement, Cash Flow
- ❑ Company rankings based on 26 different financial criteria
- ❑ Exportable to Excel



The screenshot shows the EMIS Professional website interface. At the top, there is a navigation bar with the EMIS logo and the text 'EMIS Professional'. To the right of the logo, there are dropdown menus for 'Country: Poland' and 'Content language: English, Spanish'. Below the navigation bar, there are four main tabs: 'MY EMIS', 'COMPANY ANALYSIS', 'INDUSTRY ANALYSIS', and 'COUNTRY ANALYSIS'. The 'INDUSTRY ANALYSIS' tab is currently selected. Below these tabs, there are five main sections: 'NEWS', 'REPORTS', 'DATA', 'TOOLS', and 'PUBLICATIONS'. The 'DATA' section is highlighted with a red arrow pointing to the 'Benchmark Indicators' link. Other links in the 'DATA' section include 'Industry statistics' and 'Companies'. The 'TOOLS' section includes links for 'DuPont Pyramid', 'Concentration Analysis', 'Distribution Analysis', 'Company Rankings', and 'Compare Trends'. The 'PUBLICATIONS' section includes a link for 'Editor's Choice - Industry Publications'. A search bar is visible on the right side of the interface, containing the text 'All' and 'Search Companies, Industries, ...'.

II. INDUSTRY ANALYSIS: BENCHMARK CONT.

Benchmark

[User Guide](#) | [Tour](#) | [Support](#)

Key Indicators

Balance Sheet

Income Statement

Cash Flow

Rankings

My Benchmark Industries tools:

[Import from Industry](#)

[Add Industry](#)

[Delete Industry](#)

[Edit Industry](#)

[Copy Company to Industry](#)

[Add Custom Data](#)

Sum/Average Currency

▼ Sum

▼ Thousands (PLN)

Period

▼ Annually

Select Period ⓘ

▼ 5 Selected

[Download to](#)

YEAR		2014	2013	2012	2011	2010
Companies in Industry		16142	16958	16679	16069	16447
SIZE		2014	2013	2012	2011	2010
Sales		1,141,448,554	1,120,597,634	1,034,647,558	956,703,308	897,433,772
Assets		867,935,532	816,932,354	725,826,352	690,601,262	683,037,285
Profit		37,140,234	44,916,589	38,442,605	44,519,495	41,798,525
Total Shareholders' Equity		433,915,805	420,117,849	361,363,788	333,163,713	335,559,673
GROWTH ⓘ		2014	2013	2012	2011	2010
Net Sales Growth Rate %		1.86%	8.31%	8.15%	6.60%	7.33%
Inc. / Dec. in Assets		6.24%	12.55%	5.10%	1.11%	5.20%
Inc. / Dec. in Net Income		-17.31%	16.84%	-13.65%	6.51%	47.48%
Increase (Decrease) in Equity		3.28%	16.26%	8.46%	-0.71%	7.18%

5. COMPANY ANALYSIS

I. QUICK SCREENER

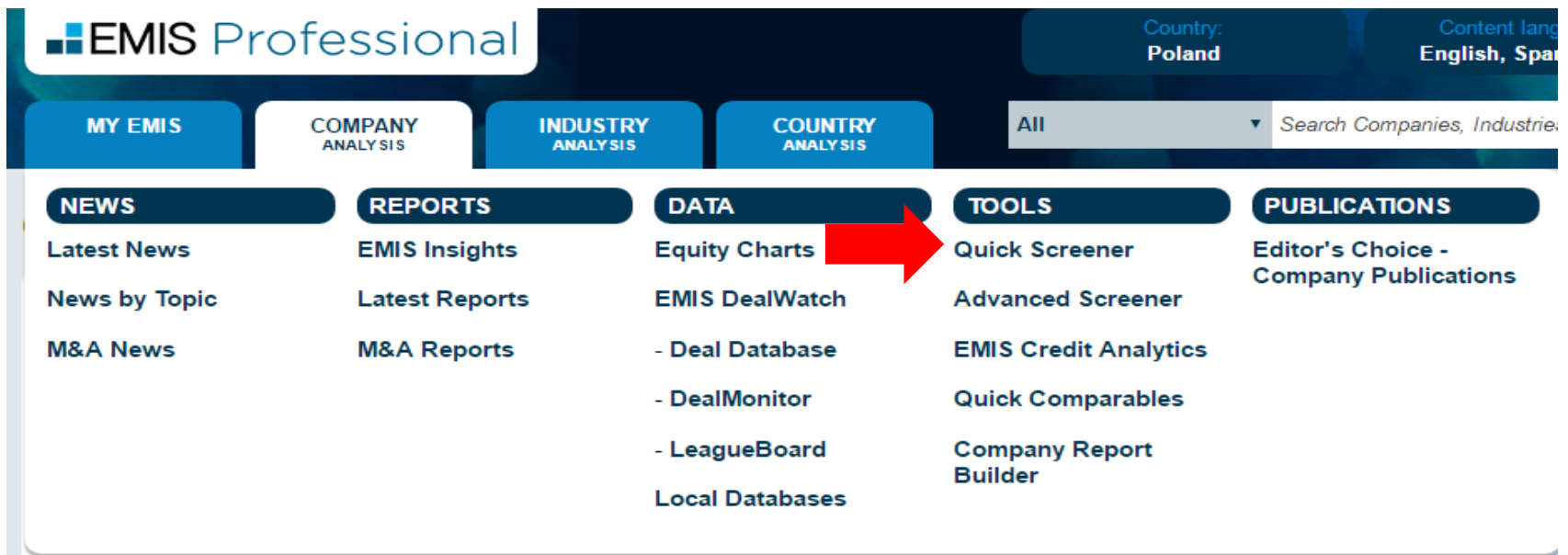
II. FINANCIALS + SIMILAR
COMPANIES

III. CREDIT ANALYTICS



I. COMPANY ANALYSIS: QUICK SCREENER

- ❑ Company profiles within a specific country/region and industry
- ❑ Sort by: operational status, city, listed/unlisted, total assets, revenue, etc. (more filters available in Advanced Screener tool)
- ❑ Exportable to Excel (“Search” at the bottom of the page to retrieve results and download)



The screenshot displays the EMIS Professional website interface. At the top, the logo 'EMIS Professional' is visible on the left, and 'Country: Poland' and 'Content lang: English, Spa' are on the right. Below the logo, there are four main navigation tabs: 'MY EMIS', 'COMPANY ANALYSIS', 'INDUSTRY ANALYSIS', and 'COUNTRY ANALYSIS'. A search bar is located to the right of these tabs, containing the text 'All' and 'Search Companies, Industries'. Below the navigation tabs, there are five main categories: 'NEWS', 'REPORTS', 'DATA', 'TOOLS', and 'PUBLICATIONS'. Under 'NEWS', there are links for 'Latest News', 'News by Topic', and 'M&A News'. Under 'REPORTS', there are links for 'EMIS Insights', 'Latest Reports', and 'M&A Reports'. Under 'DATA', there are links for 'Equity Charts', 'EMIS DealWatch', '- Deal Database', '- DealMonitor', '- LeagueBoard', and 'Local Databases'. Under 'TOOLS', there are links for 'Quick Screener', 'Advanced Screener', 'EMIS Credit Analytics', 'Quick Comparables', and 'Company Report Builder'. Under 'PUBLICATIONS', there is a link for 'Editor's Choice - Company Publications'. A red arrow points from the 'Equity Charts' link in the 'DATA' category to the 'Quick Screener' link in the 'TOOLS' category.

I. COMPANY ANALYSIS: QUICK SCREENER CONT.

COMPANY ANALYSIS

Quick Screener

Print | Tour | User Guide | Support

Company Information

Regions and Countries

India

Industries

Select

City/State/County

ALL
 Main Activities
 Secondary Activities

Operational Status

Select

Listed/Unlisted

Select

Exclude companies without official financials

Add More

Basic Financials

USD

Millions

Year

Latest

Move slider bars to select a range, or click below a chart to enter specific values.

Total operating revenue

Remove

0 0

or
Enter Specific Value

Criteria Matches

Cumulative Matches
35089

Quick Preview of your results

Sort By: Total operating revenue

Num	Country	Company	Total operating revenue
1	India	Indian Oil Corporation Ltd.	68,207.03
2	India	Reliance Industries Ltd.	50,622.30
3	India	Tata Motors Ltd.	41,026.73
4	India	Bharat Petroleum Corporation Ltd.	36,636.86
5	India	Rajesh Exports Ltd.	36,097.86
6	India	Hindustan Petroleum Corporation Ltd.	32,147.02
7	India	Tata Sons Limited	23,442.73
8	India	Oil And Natural Gas Corporation Ltd.	22,367.73
9	India	Food Corporation Of India	21,766.67
10	India	Tata Consultancy Services Ltd.	18,212.51
11	India	Tata Steel Ltd.	17,580.58
12	India	Larsen & Toubro Ltd.	16,606.45
13	India	Hindalco Industries Ltd.	15,463.27
14	India	Advantage Overseas Pvt Ltd.	15,098.81
15	India	Bharti Airtel Ltd.	14,247.95
16	India	Coal India Ltd.	13,392.76
17	India	Mahindra & Mahindra Ltd.	13,372.14
18	India	NTPC Ltd.	12,378.62
19	India	State Bank of India	12,123.01

II. COMPANY ANALYSIS: FINANCIALS + SIMILAR COMPANIES

Financials:

- Income Statement, Balance Sheet, Cash Flows, Ratios, Multiples
- **Local** (country's standards) or **global standard** (EMIS' standardised template → enables to compare financials across geographies)
- Choose currency, individual/consolidated financials, etc.

Similar companies = compare financials amongst competitors

Exportable to Excel

Access through company profile

II. COMPANY ANALYSIS: FINANCIALS

Tata Motors Ltd. (India)

Company profile

Add to Alerts

Add to Dashboard

Report Builder

Overview **Financials** News Reports Similar Companies M&A Deals EMIS Credit Analytics

Financial Statements

Annual only
 Interim included
 Global Standard
 Cons.
 INR
 Ten Millions
 Show More Options
 More periods
 Export

Statement type	Annual, Cons.	Annual, Cons.	Annual, Cons.	Annual, Cons.	Annual, Cons.
Period end date	2017-03-31	2016-03-31	2015-03-31	2014-03-31	2013-03-31
	2017	2016	2015	2014	2013
+ Income Statement					
- Balance Sheet					
- Total assets	273,754.36	269,297.60	238,657.99	219,998.32	170,026.45
- Non-current assets	154,438.18	156,879.71	135,189.52	115,387.98	87,072.63
Property, plant and equipment	59,594.56	63,107.34	52,326.21	40,694.29	32,385.76
Construction in progress	33,698.84	27,260.44	28,640.09	33,262.56	18,417.70
Intangible assets and goodwill	36,349.52	43,319.41	36,153.28	28,397.38	22,782.52
- Long-term financial assets	20,337.92	20,466.09	15,336.74	10,686.6	

Share Your Feedback

II. COMPANY ANALYSIS: SIMILAR COMPANIES

Tata Motors Ltd. (India) ← Company profile Add to Alerts Add to Dashboard Report Builder

Overview Financials News Reports **Similar Companies** M&A Deals EMIS Credit Analytics

Similar companies Motor Vehicle Manufacturi... India Consolidated Preferred Ten Millions INR + Add financials & ratios + Add Companies Export

Company	Total operating revenue	Total Operating Revenue Trend (%)	Return on Sales (ROS) (%)	Net Profit (Loss) for the Period	Total assets	Total equity	Statement:
Tata Motors Ltd.	275,247	-2.00	-1.87	4,949	273,754	58,062	Cons., 2017
Mahindra & Mahindra Ltd.	89,713	7.64	12.18	2,704	114,826	29,738	Cons., 2017
Maruti Suzuki India Ltd.	79,606	16.75	14.74	7,362	51,961	37,075	Cons., 2017
Hyundai Motor India Ltd.	36,477	22.58	3.58	1,291	13,646	7,057	Indiv., 2016
Ashok Leyland Ltd.	24,199	10.77	7.42	1,607	26,428	6,393	Cons., 2017
TVS Motor Company Ltd.	13,739	8.03	6.11	509	6,128	2,216	Cons., 2017
Mahindra Vehicle Manufacturers Limited	9,221	48.87	3.06	279	8,297	3,900	Indiv., 2016
Volkswagen India Private Limited	8,652	15.13	0.15	8	6,248		
Mobis India Ltd.	8,400	20.44	4.04	440	3,204		

Share Your Feedback

III. COMPANY ANALYSIS: CREDIT ANALYTICS

- ❑ Financial Score = company rating + performance based on internal financial strength and the result of industry benchmarking
- ❑ Benchmark Score = company rating + performance against its peers/industry
- ❑ EMIS Trend Score = internal financial strength of the entity
- ❑ Credit Quota = maximum credit exposure recommendation

III. COMPANY ANALYSIS: CREDIT ANALYTICS CONT.

Tata Motors Ltd. (India)

Add to Alerts

Add to Dashboard

Report Builder

Overview Financials **News** Reports Similar Companies M&A Deals **EMIS Credit Analytics**

- Summary
- EMIS Financial Score
- EMIS Benchmark Score
- Credit Quota
- Key Stats
- Set Parameters



EMIS Benchmark Score

Year: 2016 Companies in Industries: 48 Motor Vehicle Body and Trailer Manufacturing

EMIS Benchmark Score (Against Industry)

A - Very Low Risk

Customize Score

82.89

A

B

C

D

E

Very Low Risk

Very High Risk

This company is scored higher than 82.89% of companies in the industry, which equates to A - Very Low Risk on the Business Scale

Criteria



Profit

Share Your Feedback

https://www.emis.com/ehc/companies/india/creditanalytics?pc=IN&cmu=1630510&name=creditanalytics&tab=summary&source=company

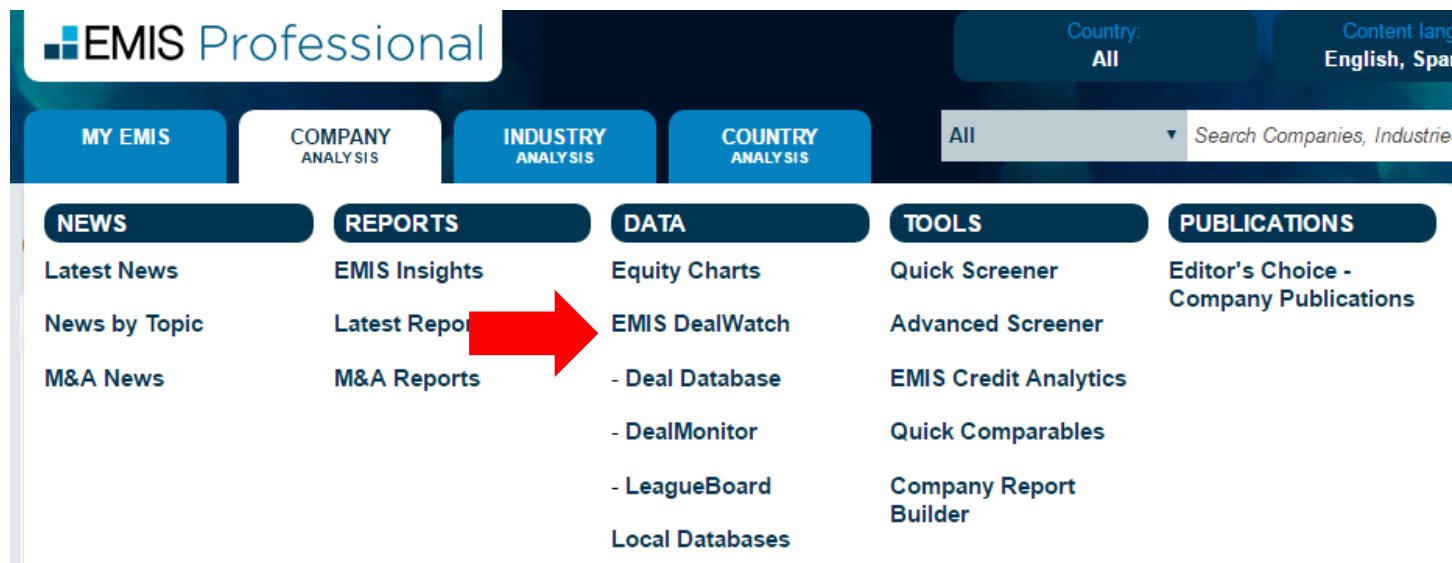
A background image showing a close-up of two hands shaking in a firm grip, symbolizing a business deal or agreement. The hands are positioned in the center-right of the frame, with one hand from the left and one from the right. The background is a blurred office setting with a person's face partially visible on the left side.

6. DEALWATCH

- I. DEAL DATABASE
- II. DEALMONITOR

I. DEALWATCH: DEAL DATABASE + DEALMONITOR

- Deal Database = **Historical** M&A data
- Deal Monitor = **Rumoured** M&A/ECM deals
- M&A/ECM deals from \$1 million
- Click on “Deal ID” to view more information on the deal



The screenshot shows the EMIS Professional website interface. At the top, there is a navigation bar with the EMIS logo and the text 'EMIS Professional'. To the right of the logo, there are dropdown menus for 'Country: All' and 'Content language: English, Spanish'. Below the logo, there are four main navigation buttons: 'MY EMIS', 'COMPANY ANALYSIS', 'INDUSTRY ANALYSIS', and 'COUNTRY ANALYSIS'. To the right of these buttons is a search bar with the text 'All' and a dropdown arrow, followed by the placeholder text 'Search Companies, Industries'. Below the navigation bar, there are five main categories: 'NEWS', 'REPORTS', 'DATA', 'TOOLS', and 'PUBLICATIONS'. Under 'NEWS', there are links for 'Latest News', 'News by Topic', and 'M&A News'. Under 'REPORTS', there are links for 'EMIS Insights', 'Latest Reports', and 'M&A Reports'. Under 'DATA', there are links for 'Equity Charts', 'EMIS DealWatch', '- Deal Database', '- DealMonitor', '- LeagueBoard', and 'Local Databases'. Under 'TOOLS', there are links for 'Quick Screener', 'Advanced Screener', 'EMIS Credit Analytics', 'Quick Comparables', and 'Company Report Builder'. Under 'PUBLICATIONS', there is a link for 'Editor's Choice - Company Publications'. A red arrow points from the 'Latest Reports' link in the 'REPORTS' category to the 'EMIS DealWatch' link in the 'DATA' category.

I. DEALWATCH: DEAL DATABASE

DealWatch - Deal Database

[Copy URL](#) |
 [PDF](#) |
 [Print](#) |
 [Email](#) |
 [User Guide](#) |
 [Support](#)

Deals

Heat Map

+ Add to MyEMIS

Search

Keyword:

Search by:

Target
 Buyer
 Adviser
 Deal ID
 Broker
 Seller
 ALL

Market Selection:

M&A
 ECM

Industries:

Target's Industry (Level of Detail): 2 3 4 5 6

Select

NAICS by Alphabet | NAICS by Sector

ALL
 Main Industries
 Secondary Industries

Search

Clear all

Show results in:

EUR
 USD

Regions and Countries: 1

164 Selected

Company M&A/ECM

Deal Parameters M&A/ECM

Your search criteria

Results Found: 112 (including failed deals)

Show Years: ALL - 2016 - 2015 - 2014 - 2013 - 2012 - Earlier

[Summary of Deals](#) |
 [Summary Countries](#) |
 [Country of Target](#) |
 [Country of Buyer](#) |
 [Country of Seller](#) |
 [Deal Type](#) |
 [Industries](#)

[Export](#) |
 ALL |
 Current Page |
 Selected

Deal ID	Date	Country of Target	Target Company	Deal Type	Buyer	Country of Buyer	Seller	Main Industries	Deal Value USD (mn)	Stake %	Comments
124900	October 31, 2016	South Africa	Ma Baker group of companies	Acquisition	Rhodes Food Group Holdings Ltd	South Africa	Private investor(s)	Bread and Bakery Product Manufacturing	15.29 (Official data)	100.00	South African food manufacturer

II. DEALWATCH: DEALMONITOR

DealWatch - DealMonitor

[Copy URL](#) |
 [PDF](#) |
 [Print](#) |
 [Email](#) |
 [User Guide](#) |
 [Support](#)

Deals

DealWatch Forecasts ⓘ

[+ Add to MyEMIS](#)

Hide Search

Deal Parameters

Target/Seller Parameters

Investor Parameters

Other Parameters

Market Selection:

M&A ECM

Show results in:

EUR USD

Deal Type: ⓘ

▼ Select



Side: ⓘ

Buy-side Sell-side

Stake Size:

ALL Minority Majority



Deal Status: ⓘ

▼ Select

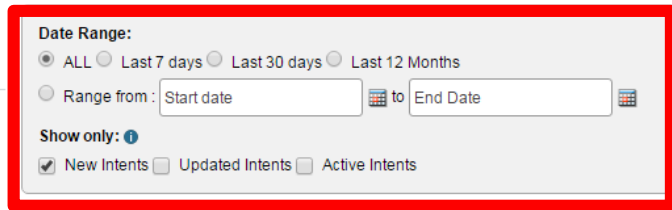
Date Range:

ALL Last 7 days Last 30 days Last 12 Months

Range from: to

Show only: ⓘ

New Intents Updated Intents Active Intents



Probability: ⓘ

▼ Select

Investor type: ⓘ

ALL Strategic PEVC

Distressed Deals: ⓘ

ALL Yes No

[Search](#) [Clear All](#)

Results

Results Found: 17,329

[Export](#) ⓘ ALL | Current Page | Selected

Deal Side	Intent Announcement	Target	Target Country	Target Industry	Deal Type	Investor		
<input type="checkbox"/>	Sell-	October 31,	Edra Global Energy Bhd	Malaysia	Electric Power Generation, Transmission and Distribution (2211)	IPO	N/A	Details Find

CONTACT:

Murat Dogrusoz

Account/Business Development Manager

Turkey, Middle East & Africa



A Euromoney Institutional Investor company

6-8 Bouverie Street, London EC4Y 8DD

t: +44 (207) 779 8736 |

e: mdogrusoz@emis.com | w: www.emis.com

Follow us: [LinkedIn](#) | [Twitter](#) | [Facebook](#) | [Blog](#)

Watch our: [EMIS Video](#)