



Wolters Kluwer



UpToDate[®] for Organizations *Registration Guide*

This Registration Guide
outlines how to:

- Register for a free account
- Access UpToDate
- Stay current

www.uptodate.com
www.wolterskluwer.com



Your UpToDate



UpToDate gives you access to evidence-based clinical content when and where you need it.

Your free UpToDate registration provides:

- **Remote access** from any computer with an Internet connection.
- **Mobile App access** on up to two mobile devices.
- **CME/CE/CPD** credits when researching a clinical question using UpToDate onsite or remotely — including on your mobile device.
- **History, Most Viewed, Bookmarks** — to quickly access the content you find most valuable.
- **Automatically Sync** your History, Bookmarks and Most Viewed across all devices you use to access UpToDate, such as a desktop or mobile device.
- **What's New Notifications** alert you when topics you've previously viewed have been updated to include discussion of new articles from the medical literature.
- **The "Current Update" bi-weekly e-newsletter** with important clinical updates from our editorial team.

Best Practice Tip:

Each time you access UpToDate, log in under the Log in/Register link with your UpToDate user name and password (or via your EHR) to accumulate CME and maintain uninterrupted remote and mobile access.

Register today. It's easy and free.

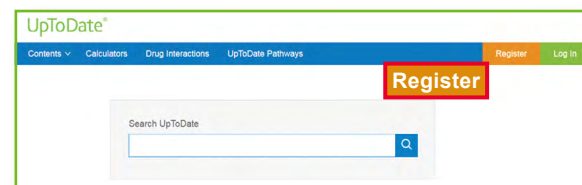
Register through your EHR:

Click on the UpToDate link within your EHR and complete the registration process (outlined below). Enjoy single sign on from your EHR.

– OR –

Visit uptodate.com/online when you are on site and connected to your organization's network.

- Click Register.



Register for an UpToDate account

Make the most of your UpToDate experience. Register for an account and benefit from mobile access to our trusted clinical content. Plus, earn and redeem CME/CE/CPD credits while you work.

Already registered? Please [log in](#) with your UpToDate username and password.

First Name

Last Name

Email

You will need access to this email account to complete your registration.

Country

ZIP/Postal Code (optional)

City

Specialty

Role

Create your username and password

Username

Password

Password rules:

- 8 to 24 characters
- at least 1 uppercase letter
- cannot match username

I have read and agree to the following terms

- Fill out registration form.
- Complete all fields. You will then need to verify your email address. Click *Send Verification Code*. A code will be sent to the email you entered in the form.

Send New Code

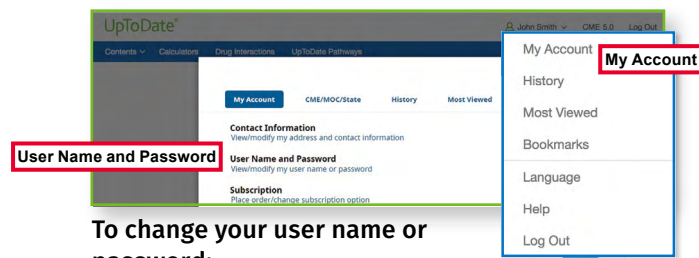
Check the email account you submitted for a message containing a verification code. If you don't see the email, please check your spam folder. Paste or type the code below. The code is valid for 10 minutes. **No account data will be saved until the code is accepted.**

Submit Verification Code

- Enter the code you received in your email into the box at the bottom of the registration form. You will have 10 minutes to retrieve the code, enter it, and click *Submit Verification Code*.

- Make note of your user name and password.

Upon completion of the registration process, you will receive a confirmation email from UpToDate with instructions on downloading the Mobile App.

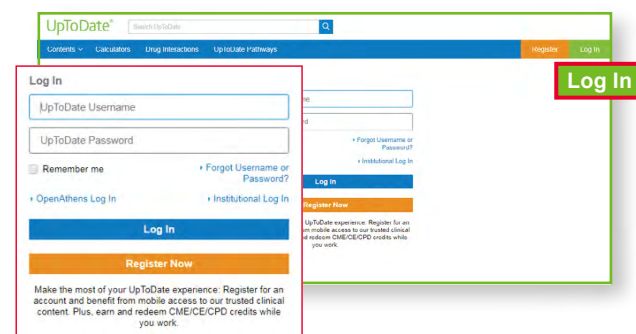


To change your user name or password:

- Click on your name to access your account information.

Already have an UpToDate User Name and Password?

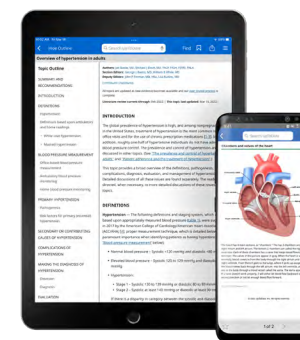
If you already have an UpToDate user name and password through another organization or individual subscription, simply log in with your existing credentials.



1. Visit uptodate.com/online from any computer within your organization's network.
2. Log in with your existing UpToDate user name and password.
3. This will retain all of your current CME/CE/CPD records and account settings.

UpToDate Mobile App

Once registered, you can install the UpToDate Mobile App on up to two devices.



Download and install

1. Search for "UpToDate" in your app store.
2. Open the UpToDate Mobile App and log in with your UpToDate user name and password. *You only need to do this once — the app remembers your user name and password.*

MOBILE WEB — NOTHING TO INSTALL

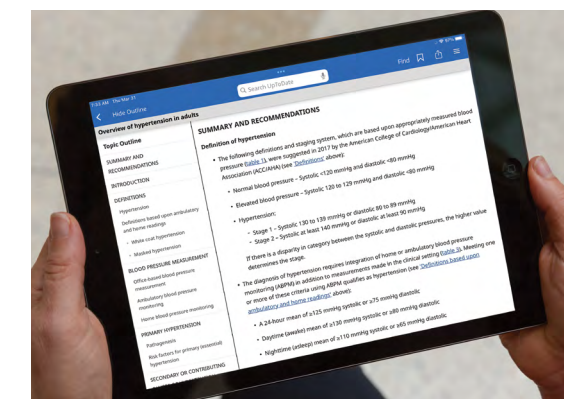
Simply open the browser on your mobile device, go to www.uptodate.com and click **Log in** from the upper right corner. You will find a consistent experience across all mobile platforms that is:

- Optimized for smaller screens and tablets
- User-friendly and easy to navigate

Forgot your user name or password?

- In the Log in box, click the 'Forgot Username or Password'
- You'll receive an email that contains your user name and a link to reset your password

UpToDate MobileComplete™



Please check with your organization to see if MobileComplete is part of your subscription.

UpToDate MobileComplete enables UpToDate registered users to download the full content of UpToDate to their iOS® or Android™ device.

This allows access to UpToDate content in situations where there is limited or no Internet connection.

- Search the complete UpToDate database of evidence-based recommendations from anywhere, even offline.
- Content updates can be downloaded and applied in the background when the device is connected to Wi-Fi.



Maintaining Access



To maintain uninterrupted access to UpToDate you will need to confirm your affiliation with your subscribing organization every 90 days. To do this, simply log in to UpToDate from within your organization's network every time you use UpToDate.

Not sure if you are logged in to UpToDate?

If you do not see your name and CME tally on the top right of the screen, then click Log in/Register.

In-application and email messages will remind you to log in to UpToDate from your organization's network to re-verify your affiliation.



Contact Us

Customer Support

To reach customer support for **individual subscribers or users at an institution**, please contact:

EMAIL

customerservice@uptodate.com

PHONE

1-800-998-6374 or +1-781-392-2000
Monday through Friday, 7 a.m. – 9 p.m.
(Eastern Time)